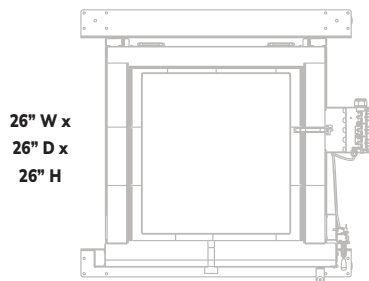


eFL2626


Temperature Rating: Cone 10

Volume: 10.2 Cubic Feet

Inside Dimensions: 26" Wide x 26" High x 26" Deep





26" W x
26" D x
26" H



EFL Series Front-Loading kilns for studios and schools include arched sides and top for strength, heat-balanced insulation for even firing, adjustable door with plug seal, and door switch.

- **Genesis Touch Screen Control** • with *Kiln Aid* app
- **Dynamic Zone Control** • for even firing
- **Hard Ceramic Element Channels** • protect your elements and kiln
- **Cone 10** (2350°F • 1290°C)
- **Type K Thermocouples (3)** • with protection tubes
- **3" • K23 Brick** • balanced front to back with microporous backup in door and K25 brick in the back
- **Front Loading**
- **Solid, Straight-View Peephole Plug**
- **Engineered Stand for Difficult Installations** • optional casters
- **Easy-Access Control Panel**
- **Three-Year Limited Warranty**
- **c-ETL-us** listed to UL499 Standards
- **See hotkilns.com/eFL2626 for all features and options**

GENERAL DIMENSIONS



TRUST YOUR KILN
hotkilns.com

Manufactured in Swedesboro, NJ
800-750-8350 • sales@hotkilns.com

Bulletin No: BL-eFL2626 REV: A

Page 1



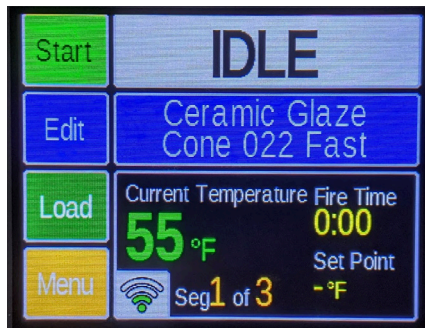
Electrical Specifications for eFL2626

USA

Model Numbers	Part Number	Volt/Phase	Cone Rating	Watts	Amps	Wire Size	Fuse Size	Power Connection
eFL2626-240	K-H-2626/31	240/1P	10	15,360	64.0	3 ga	80 Amps	Direct Wired
eFL2626-240-3P	K-H-2626/32	240/3P	10	15,360	37.0	6 ga	50 Amps	Direct Wired
eFL2626-208	K-H-2626/21	208/1P	10	15,360	73.8	1 ga	100 Amps	Direct Wired
eFL2626-208-3P	K-H-2626/22	208/3P	10	15,360	42.6	6 ga	60 Amps	Direct Wired

WORLD

eFL2626-220	K-H-2626/41	220/1P	10	15,360	69.8	2 ga	90 Amps	Direct Wired
eFL2626-380-3PY	K-H-2626/52	380/3PY	10	15,360	23.3	10 ga	30 Amps	Direct Wired



Control: Full digital touchscreen Genesis control with easy-to-use interface, WiFi enabled app, and simple programs for firing ceramics or glass.

ULListing: All models are c-ETL-us listed to UL499 standard.

Wiring Diagrams: See **the Electrical Tab** for each kiln model to get the wiring diagram for each voltage.

Other voltages for any country in the world are available. Examples are 200V/3 Phase Delta, 220V/3 Phase Delta, 415V/3 Phase Wye and 400V/3 Phase Wye. CE Listing available in some countries. See 380 Volt diagrams for electrical specifications for 400V/3 Phase Wye and 415V/3 Phase Wye.



FURNITURE KIT FOR eFL2626

Part Number: H-J-2626/KT

Includes: One Six 12" X 24" Rectangular Shelves (3/4" thick), Twelve Each 1/2", 1", 2", 4", 6", and 8" Square Posts, Heat Resistant Gloves.

EFL CHECKLIST



Scan OR Visit:
hotkilns.com/unpack-eFL

EFL INSTALL VIDEO



Scan OR Visit:
hotkilns.com/eFL-install-video

TRUST YOUR KILN
hotkilns.com

Manufactured in Swedesboro, NJ
800-750-8350 • sales@hotkilns.com

Bulletin No: BL-eFL2626 REV: A

Page 2

