

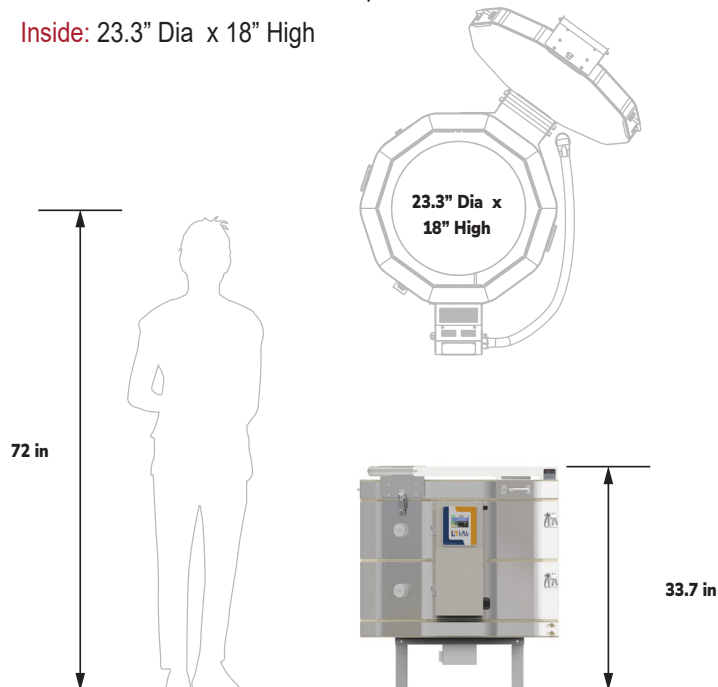
e23S-JH

Temperature Rating: Cone 12

Volume: 4.7 Cubic Feet

Brick Thickness: 2.5" Brick, 3" Top K25

Inside: 23.3" Dia x 18" High



JH kilns are designed specifically for high-temperature crystalline glaze firing. Extra power, Quad element design, Type S thermocouples, and balanced super high-temperature brick for fast heat-up and fast cooldown make these kilns unique.

Genesis Touch Screen Control • with Kiln Aid app

Dynamic Zone Control • for even firing

Hard Ceramic Element Channels • protect your elements and kiln

Cone 12 (2400°F • 1315°C)

Type S Thermocouples (2) • with protection tubes

2.5" Sides/Bottom, 3" Top • K25 Brick (super high-temp)

Top Loading • spring assisted lid

Solid, Straight View Peephole Plugs

Full-Support Stand • rolling option available

Easy Access Control Panel

Three-Year Limited Warranty

Not Listed to UL499 Standards

Quad Element System Comes Standard

See hotkilns.com/e23S-JH for all features and options

GENERAL DIMENSIONS



Scan OR Visit:
hotkilns.com/e23S-JH-GD

Hard Channels



Protect Your Brick

TRUST YOUR KILN
hotkilns.com

Manufactured in Swedesboro, NJ
800-750-8350 • sales@hotkilns.com

Bulletin No: BL-e23S-JH REV: 0

Page 1



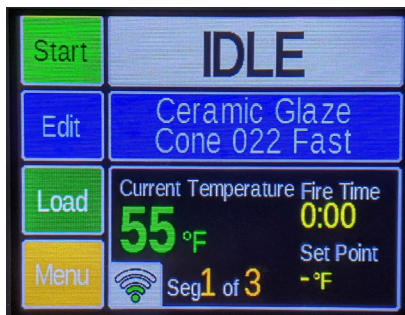
Electrical Specifications

USA

Model Number	Part Number	Volt/Phase	Watts	Amps	Wire Size	Fuse Size	Power Connection	Number of Zones
e23S-JH-240	K-E-23SJ/31	240/1P	11,500	47.9	6 ga	60 amps	Cord with NEMA 6-50 Plug	2
e23S-JH-240-3P	K-E-23SJ/32	240/3P	11,500	41.5	6 ga	60 amps	Direct to Fused Disconnect	2
e23S-JH-208	K-E-23SJ/21	208/1P	9,984	48.0	6 ga	60 amps	Cord with NEMA 6-50 Plug	2
e23S-JH-208-3P	K-E-23SJ/22	208/3P	9,984	41.6	6 ga	60 amps	Direct to Fused Disconnect	2

WORLD

e23S-JH-220	K-A-23SJ/41	220/1P	10,500	47.7	6 ga	60 amps	Direct to Fused Disconnect	2
e23S-JH-380-3PY	K-A-23SJ/52	380/3PY	10,500	23.9	10 ga	30 amps	Direct to Fused Disconnect	2



Control: Full digital touchscreen Genesis control with easy-to-use interface, WiFi enabled app, and simple programs for firing ceramics.


Cone Rating: Cone 12.

Wiring Diagrams: See hotkilns.com/wiring-diagrams for wiring diagrams.

Power connection: When supplied (see above) there is a six foot cord with a 50 amp NEMA 6-50 for single phase units. (No neutral is necessary). World voltage kilns do not include a cord - they are direct wired. All kilns may be direct wired

Quad Elements: All elements are of equal resistance value. There are four Quad elements.

Other voltages for any country in the world are available. Examples are 200V/3 Phase Delta, 415V/3 Phase Wye and 400V/3 Phase Wye. CE Listing available in some countries. See 380 Volt diagrams for electrical specifications for 400V/3 Phase Wye and 415V/3 Phase Wye.



FURNITURE KIT FOR e23S-JH

Part Number: H-E-K23S/00

Includes: One 21" (53.3 cm) full and four half shelves, One post kit with 6 each 1/2", 1", 2", 4", 6", and 8" square posts, and one pair heat resistant gloves.