


JD23-3

Temperature Rating: Cone 10

Volume: 4.5 Cubic Feet

Brick Thickness: 3" Brick

Inside: 22-3/8" Dia x 18" High



The unique plug-in control panel and extreme sectional construction make Jupiter kilns ideal for sculptors and ceramic artists who need flexibility.

GENERAL DIMENSIONS



Scan OR Visit:
hotkilns.com
/JD23-3-GD

Hard Channels



Protect Your Brick

Genesis Touch Screen Control • with Kiln Aid app

Dynamic Zone Control • for even firing

Hard Ceramic Element Channels • protect your elements and kiln

Cone 5 (2170°F • 1190°C) (most models)

Type K Thermocouples (2) • with protection tubes

3" • K23 Brick

Top Loading • spring assisted lid

Solid, Straight-View Peephole Plugs

Full-Support Stand • rolling option available

Plug-in Control Panel

Three-Year Limited Warranty

c-ETL-us listed to UL499 Standards

See hotkilns.com/JD23-3 for all features and options

TRUST YOUR KILN
hotkilns.com

Manufactured in Swedesboro, NJ
800-750-8350 • sales@hotkilns.com

Bulletin No: BL-JD23-3 REV: 0

Page 1



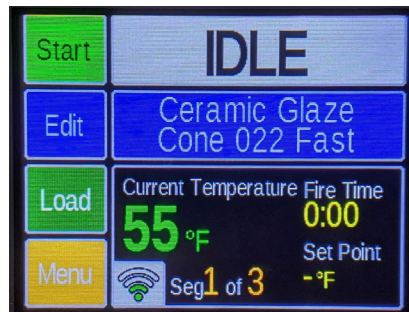
Electrical Specifications for JD23-3

USA

| Model Number | Power Bottom | Part Number for 2.5" Brick | Part Number for 3" Brick | Volt/Phase | Watts | Amps | Wire Size | Fuse Size | Power Connection |
|-------------------|--------------|----------------------------|--------------------------|------------|-------|------|-----------|-----------|------------------|
| JD23V-3-240 | No | K-A-230H/31 | K-A-230D/31 | 240/1P | 7,030 | 29.3 | 8 ga | 40 | 6-50 Cordset |
| JD23V-3-240-3P | No | K-A-230H/32 | K-A-230D/32 | 240/3P | 7,030 | 25.4 | 8 ga | 40 | 15-50 Cordset |
| JD23V-3-208 | No | K-A-230H/21 | K-A-230D/21 | 208/1P | 6,096 | 29.3 | 8 ga | 40 | 6-50 Cordset |
| JD23V-3-208-3P | No | K-A-230H/22 | K-A-230D/22 | 208/3P | 6,096 | 25.4 | 8 ga | 40 | 15-50 Cordset |
| JD23V-3-PB-240 | Yes | K-A-230P/31 | K-A-230B/31 | 240/1P | 8,800 | 36.6 | 6 ga | 50 | 6-50 Cordset |
| JD23V-3-PB-240-3P | Yes | K-A-230P/32 | K-A-230B/32 | 240/3P | 8,800 | 25.4 | 8 ga | 40 | 15-50 Cordset |
| JD23V-3-PB-208 | Yes | K-A-230P/21 | K-A-230B/21 | 208/1P | 7,620 | 36.6 | 6 ga | 50 | 6-50 Cordset |
| JD23V-3-PB-208-3P | Yes | K-A-230P/22 | K-A-230B/22 | 208/3P | 7,620 | 25.4 | 8 ga | 40 | 15-50 Cordset |

WORLD

| | | | | | | | | | |
|--------------------|-----|-------------|-------------|---------|-------|------|-------|----|-------------|
| JD23V-3-220 | No | K-A-230H/41 | K-A-230D/41 | 220V/1P | 6,450 | 29.3 | 8 ga | 40 | Direct Wire |
| JD23V-3-380-3PY | No | K-A-230H/52 | K-A-230D/52 | 380/3PY | 6,450 | 14.7 | 14 ga | 20 | Direct Wire |
| JD23V-3-PB-220 | Yes | K-A-230P/41 | K-A-230B/41 | 220V/1P | 8,063 | 36.7 | 6 ga | 50 | Direct Wire |
| JD23V-3-PB-380-3PY | Yes | K-A-230P/52 | K-A-230B/52 | 380/3PY | 8,063 | 14.7 | 14 ga | 20 | Direct Wire |



Control: Full digital touchscreen Genesis control with easy-to-use interface, WiFi enabled app, and simple programs for firing ceramics.

MET UL499 Listing: All models are c-ETL-us listed to UL499 standard.

Cone Rating: Cone 5.


Wiring Diagrams: See the **Electrical Tab** for each kiln model to get the wiring diagram for each voltage.

Power connection: A six foot cord with a 50 amp NEMA 6-50 for single phase units or a 15-50 plug for 3 phase units is included. All kilns may be direct wired by the customer with no effect on warranty or MET listing. World voltage kilns do not include a cord - they are direct wired.

Elements: All elements are of equal resistance value. Four elements standard. Powered Bottom adds one element. All Jupiter kilns with the Quad option feature two elements in four rows per section.

Other voltages for any country in the world are available. Examples are 200V/3 Phase Delta, 220V/3 Phase Delta, 415V/3 Phase Wye and 400V/3 Phase Wye. CE Listing available in some countries. See 380 Volt diagrams for electrical specifications for 400V/3 Phase Wye and 415V/3 Phase Wye.

Power Bottoms: Power bottoms are special order only. Electrical specifications are shown above.



FURNITURE KIT FOR JD23-3

Part Number: H-J-K230/30

Includes: One 20" full round shelf and four 20" half round shelves (3/4" thick), one post kit with 6 each 1/2", 1", 2", 4", 6", and 8" square posts, and one pair heat resistant gloves.