

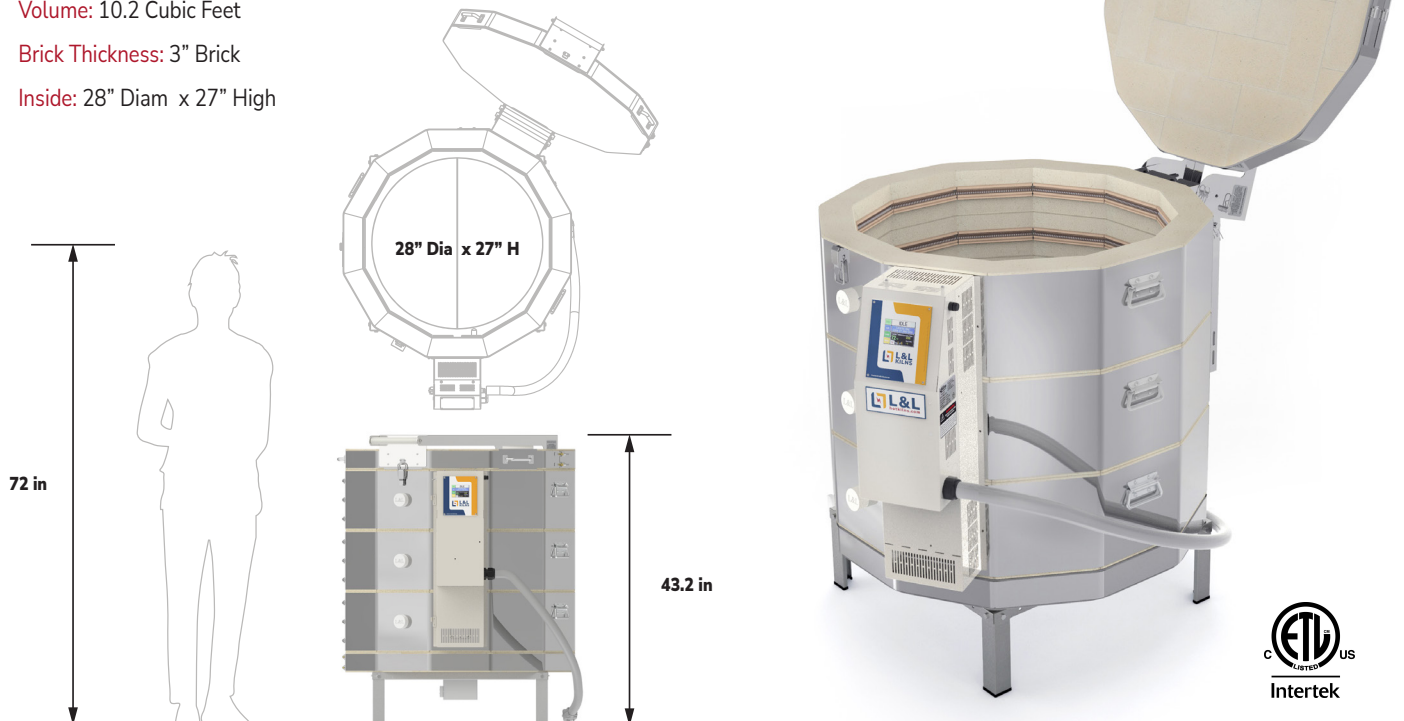
e28T-3

Temperature Rating: Cone 10 on 3 phase modes, Cone 8 for 240V/1Ph, Cone 5 for 208V/1Ph

Volume: 10.2 Cubic Feet

Brick Thickness: 3" Brick

Inside: 28" Diam x 27" High



Note about high fire in a single phase e28T-3: If you plan to fire regularly to higher temperatures like cone 6 it is highly recommended to buy a Jupiter JD2927-3 or an eQ2827-3. Those models have higher watts and amperage in the single phase versions. The 3 phase e28T-3, on the other hand, has more than enough power to get to Cone 10 consistently.

GENERAL DIMENSIONS



Scan OR Visit:
hotkilns.com
/e28T-3-GD

Hard Channels



Protect Your Brick

- **Genesis Touch Screen Control** • with *Kiln Aid* app
- **Dynamic Zone Control** • for even firing
- **Hard Ceramic Element Channels** • protect your elements and kiln
- **Type K Thermocouples (3)** • with protection tubes
- **Top Loading**
- **Solid, Straight-View Peephole Plugs**
- **Full-Support Stand** • rolling option available
- **Easy-Access Control Panel** • with Easy-View tilted display
- **Three-Year Limited Warranty**
- **c-ETL-us listed to UL499 Standards**
- **See hotkilns.com/e28t-3 for all features and options**

TRUST YOUR KILN
hotkilns.com

Manufactured in Swedesboro, NJ
800-750-8350 • sales@hotkilns.com

Bulletin No: BL-e28T-3 REV: A

Page 1

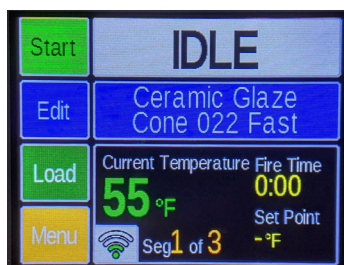


Electrical Specifications for e28T-3 SERIES

USA

WORLD

Model Numbers	Part Number	Voltage/Phase	Cone Limit	Watts	Amps	Wire Size	Fuse Size	Power Connection
e28T-3-240	K-E-28TX/31	240/1P	8	11,520	48.0	6 ga	60 Amps	6-50 Cordset
e28T-3-240-3P	K-E-28TX/32	240/3P	10	16,620	39.8	8 ga	50 Amps	15-50 Cordset
e28T-3-208	K-E-28TX/21	208/1P	5	9,985	48.0	6 ga	60 Amps	6-50 Cordset
e28T-3-208-3P	K-E-28TX/22	208/3P	10	14,340	39.8	8 ga	50 Amps	15-50 Cordset
e28T-220 / e28T-3-220	K-E-28TX/41	220/1P	8	10,560	48.0	6 ga	60 Amps	Direct Wire
e28T-380-3P / e28T-3-380-3PY	K-E-28TX/52	380/3PY	10	15,060	22.8	10 ga	30 Amps	Direct Wire



Control: Full digital touchscreen Genesis control with easy-to-use interface, WiFi enabled app, and simple programs for firing ceramics.

UL Listing: All models are c-ETL-us listed to UL499 standard.

Note about e28T-240-3P-40 & e28T-208-3P-40: These are made available for customers who need to make a one to one replacement for certain competitor kilns. Whenever possible we recommend the higher wattage versions of the kilns.

Power connection: A six foot cord with a 50 amp NEMA 6-50 for single phase units or a 15-50 plug for 3 phase units is included. (No neutral is necessary). World voltage kilns do not include a cord - they are direct wired. All kilns may be direct wired.


Wiring Diagrams: See the **Electrical Tab** for each kiln model to get the wiring diagram for each voltage.

Elements: All elements are of equal resistance value. T models have six elements. Quad elements are the same resistance and quantity but longer and thicker.

Other voltages for any country in the world are available. Examples are 200V/3 Phase Delta, 220V/3 Phase Delta, 415V/3 Phase Wye and 400V/3 Phase Wye. CE Listing available in some countries. See 380 Volt diagrams for electrical specifications for 400V/3 Phase Wye and 415V/3 Phase Wye.

Moving and installation: The kiln comes assembled but can be quickly disassembled and reassembled to move through any door or up stairs. It comes packed in a skidded carton with secure foam-in-place packaging.

Shipping Dimensions: See website for shipping dimensions with various combinations of options.



FURNITURE KIT FOR e28T-3

Part Number: H-E-K28T/00

Includes: Eight 25.5" (64.8 cm) half shelves, one post kit with six each 1/2", 1", 2", 4", 6", and 8" square posts, and one pair heat resistant gloves.

TRUST YOUR KILN
hotkilns.com

Manufactured in Swedesboro, NJ
800-750-8350 • sales@hotkilns.com

Bulletin No: BL-e28T-3 REV: A

Page 2

