

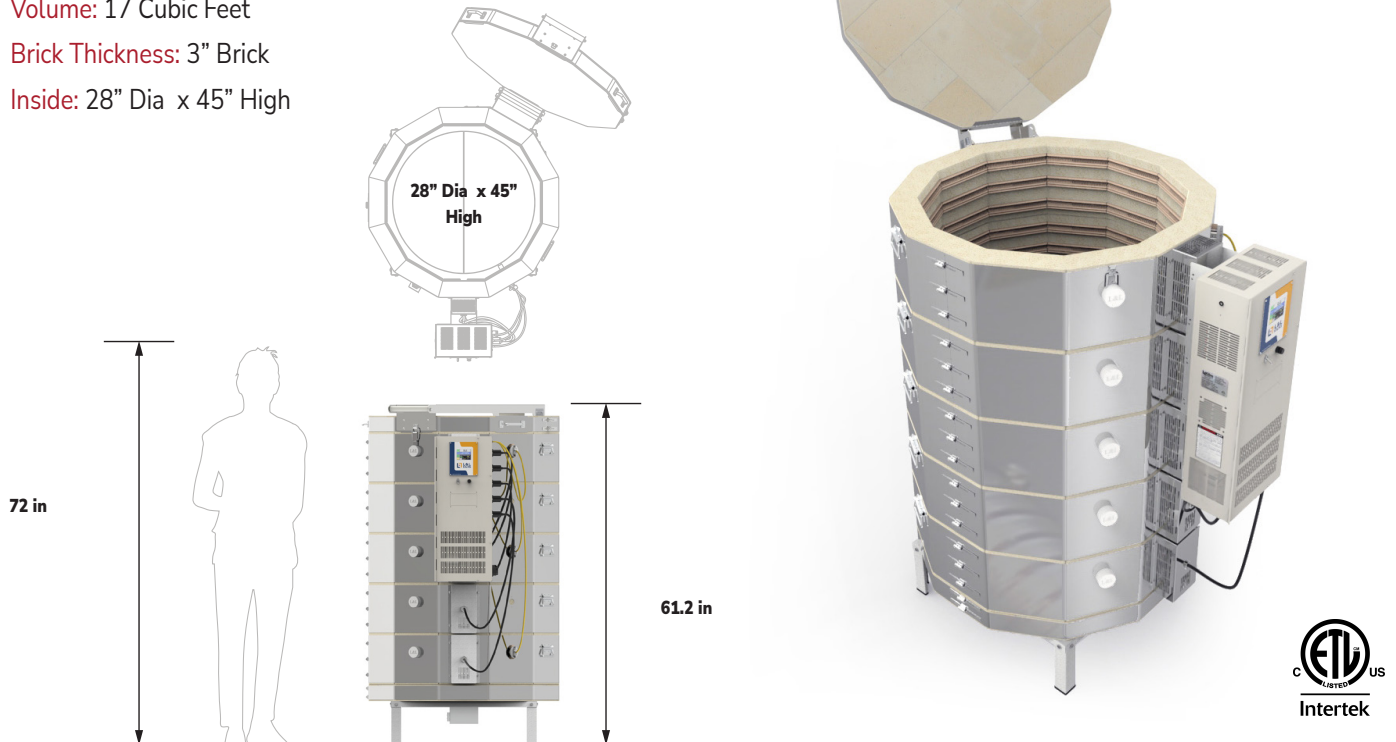
## JD2945-3

Temperature Rating: Cone 10

Volume: 17 Cubic Feet

Brick Thickness: 3" Brick

Inside: 28" Dia x 45" High



*The unique plug-in control panel and extreme sectional construction make Jupiter kilns ideal for sculptors and ceramic artists who need flexibility.*

### GENERAL DIMENSIONS



Scan OR Visit:  
hotkilns.com  
/JD2945-3-GD

### Hard Channels



**Protect Your Brick**

**Genesis Touch Screen Control** • with Kiln Aid app

**Dynamic Zone Control** • for even firing

**Hard Ceramic Element Channels** • protect your elements and kiln

**Cone 10** (2350°F • 1290°C)

**Type K Thermocouples (3)** • with protection tubes

**3" • K23 Brick**

**Top Loading** • spring assisted lid

**Solid, Straight-View Peephole Plugs**

**Full-Support Stand** • rolling option available

**Plug-in Control Panel** • 480V optional

**Three-Year Limited Warranty**

**c-ETL-us** listed to UL499 Standards

**See [hotkilns.com/JD2945-3](http://hotkilns.com/JD2945-3) for all features and options**

**TRUST YOUR KILN**  
**hotkilns.com**

Manufactured in Swedesboro, NJ  
800-750-8350 • sales@hotkilns.com

Bulletin No: BL-JD2945-3 REV: A

Page 1

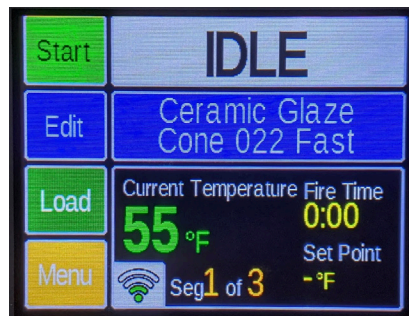


## Electrical Specifications for JD2945-3

USA

WORLD

Standard Models							Powered Bottom Models					
Model Number	Part Number	Volt/Phase	Watts	Amps	Wire Size	Fuse Size	Model Number	Part Number	Watts	Amps	Wire Size	Fuse Size
JD2945-3-240	K-A-294D/31	240/1P	22,800	95.0	1/0	125	JD2945-3-PB-240	K-A-294B/31	25,842	107.7	3/0	150
JD2945-3-240-3P	K-A-294D/32	240/3P	22,800	65.8	2 ga	90	JD2945-3-PB-240-3P	K-A-294B/32	25,842	65.8	2 ga	90
JD2945-3-208	K-A-294D/21	208/1P	20,800	100.0	1/0	125	JD2945-3-PB-208	K-A-294B/21	23,575	113.3	3/0	150
JD2945-3-208-3P	K-A-294D/22	208/3P	20,800	69.3	2 ga	90	JD2945-3-PB-208-3P	K-A-294B/22	23,575	69.3	2 ga	90
JD2945-3-220	K-A-294D/41	220/1P	20,900	95.0	1/0	125	JD2945-3-PB-220	K-A-294B/41	23,688	107.7	3/0	150
JD2945-3-380-3PY	K-A-294D/52	380/3Y	20,900	38.0	6 ga	50	JD2945-3-PB-380-3Y	K-A-294B/52	23,688	38.0	6 ga	50



**Control:** Full digital touchscreen Genesis control with easy-to-use interface, WiFi enabled app, and simple programs for firing ceramics.

**Cone Rating:** Cone 10.

**UL Listing:** All models are c-ETL-us listed to UL499 standard.


**Power connection:** Direct wired.

**Wiring Diagrams:** See **the Electrical Tab** for each kiln model to get the wiring diagram for each voltage.

**Elements:** All elements are of equal resistance value. Fifteen elements standard. All Jupiter kilns with the Quad option feature two elements in four rows per section. Powered Bottom adds two elements.

**Other voltages** for any country in the world are available. Examples are 200V/3 Phase Delta, 220V/3 Phase Delta, 415V/3 Phase Wye and 400V/3 Phase Wye. CE Listing available in some countries. See 380 Volt diagrams for electrical specifications for 400V/3 Phase Wye and 415V/3 Phase Wye.

**Power Bottoms:** Power bottoms are special order only. Electrical specifications are shown above.



### FURNITURE KIT FOR JD2945-3

**Part Number:** H-J-K294/00

**Includes:** Twelve 25.5" (64.8 cm) half shelves, One post kit with 6 each 1/2", 1", 2", 4", 6", and 8" square posts, and one pair heat resistant gloves.