



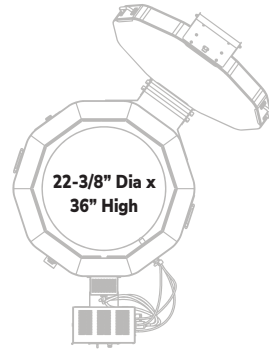
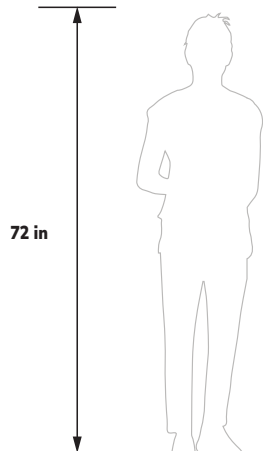
JD236-3

Temperature Rating: Cone 10

Volume: 8.9 Cubic Feet

Brick Thickness: 3" Brick

Inside: 22-3/8" Dia x 36" High



The unique plug-in control panel and extreme sectional construction make Jupiter kilns ideal for sculptors and ceramic artists who need flexibility.

GENERAL DIMENSIONS



Scan OR Visit:
hotkilns.com
/JD236-3-GD

Hard Channels



Protect Your Brick

Genesis Touch Screen Control • with Kiln Aid app

Dynamic Zone Control • for even firing

Hard Ceramic Element Channels • protect your elements and kiln

Cone 10 (2350°F • 1290°C)

Type K Thermocouples (3) • with protection tubes

3" • K23 Brick

Top Loading • spring assisted lid

Solid, Straight-View Peephole Plugs

Full-Support Stand • rolling option available

Plug-in Control Panel

Three-Year Limited Warranty

c-ETL-us listed to UL499 Standards

See hotkilns.com/JD236-3 for all features and options

TRUST YOUR KILN
hotkilns.com

Manufactured in Swedesboro, NJ
800-750-8350 • sales@hotkilns.com

Bulletin No: BL-JD236-3 REV: A

Page 1



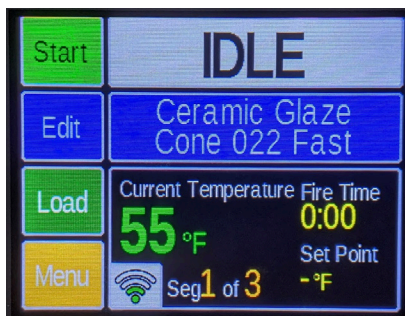
Electrical Specifications for JD236-3

USA

Model Number	Power Bottom	Part Number for 2.5" Brick	Part Number for 3" Brick	Volt/Phase	Watts	Amps	Wire Size	Fuse Size	Power Connection
JD236V-3-240	No	K-A-236H/31	K-A-236D/31	240/1P	14,060	58.6	3 ga	80	Direct Wire
JD236V-3-240-3P	No	K-A-236H/32	K-A-236D/32	240/3P	14,060	38.8	6 ga	50	15-50 Cordset
JD236V-3-208	No	K-A-236H/21	K-A-236D/21	208/1P	12,192	58.6	3 ga	80	Direct Wire
JD236V-3-208-3P	No	K-A-236H/22	K-A-236D/22	208/3P	12,192	38.8	6 ga	50	15-50 Cordset
JD236V-3-PB-240	Yes	K-A-236P/31	K-A-236B/31	240/1P	15,817	65.9	2 ga	90	Direct Wire
JD236V-3-PB-240-3P	Yes	K-A-236P/32	K-A-236B/32	240/3P	15,817	44.6	6 ga	60	15-50 Cordset
JD236V-3-PB-208	Yes	K-A-236P/21	K-A-236B/21	208/1P	13,716	65.9	2 ga	90	Direct Wire
JD236V-3-PB-208-3P	Yes	K-A-236P/22	K-A-236B/22	208/3P	13,716	44.6	6 ga	60	Direct Wire

WORLD

JD236V-3-220	No	K-A-236H/41	K-A-236D/41	220V/1P	12,900	58.6	3 ga	80	Direct Wire
JD236V-3-380-3PY	No	K-A-236H/52	K-A-236D/52	380/3PY	12,900	29.3	8 ga	40	Direct Wire
JD236V-3-PB-220	Yes	K-A-236P/41	K-A-236B/41	220V/1P	14,512	66.0	2 ga	90	Direct Wire
JD236V-3-PB-380-3PY	Yes	K-A-236P/52	K-A-236B/52	380/3PY	14,512	29.3	8 ga	40	Direct Wire



Control: Full digital touchscreen Genesis control with easy-to-use interface, WiFi enabled app, and simple programs for firing ceramics.

UL Listing: All models are c-ETL-us listed to UL499 standard.

Cone Rating: Cone 10.

Wiring Diagrams: See the **Electrical Tab** for each kiln model to get the wiring diagram for each voltage.

Power connection: A six foot cord with a 50 amp NEMA 6-50 for single phase units or a 15-50 plug for 3 phase units is included if the kiln amperage is below 48 amps (if the kiln amperage is above 48 amps the kiln is direct wire only). No neutral

is necessary. All kilns may be direct wired by the customer with no effect on warranty or MET listing. World voltage kilns do not include a cord - they are direct wired.

Elements: All elements are of equal resistance value. Eight elements standard. Powered Bottom adds one element. All Jupiter kilns with the Quad option feature two elements in four rows per section.

Other voltages for any country in the world are available. Examples are 200V/3 Phase Delta, 220V/3 Phase Delta, 415V/3 Phase Wye and 400V/3 Phase Wye. CE Listing available in some countries. See 380 Volt diagrams for electrical specifications for 400V/3 Phase Wye and 415V/3 Phase Wye.

Power Bottoms: Power bottoms are special order only. Electrical specifications are shown above.



FURNITURE KIT FOR JD236-3

Part Number: H-J-K236/30

Includes: Three 20" full round shelves and four 20" half round shelves (3/4" thick), one post kit with 6 each 1/2", 1", 2", 4", 6", and 8" square posts, and one pair heat resistant gloves.

TRUST YOUR KILN
hotkilns.com

Manufactured in Swedesboro, NJ
800-750-8350 • sales@hotkilns.com

Bulletin No: BL-JD236-3 REV: A

Page 2

