

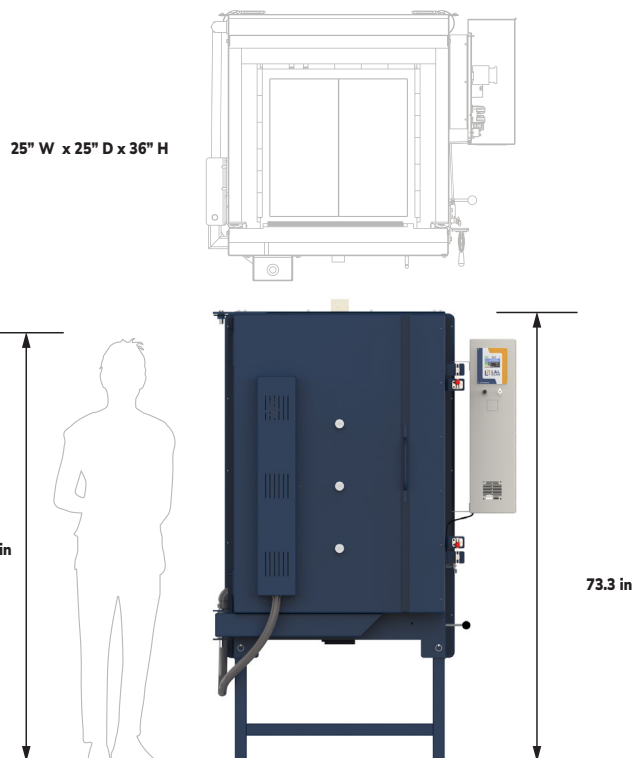
EL2436

Temperature Rating: Cone 10

Volume: 12 Cubic Feet


Inside Dim: 25" W x 25" D x 36" H

Hearth Size: 22" x 22"



Commercial-grade front-loading kilns for production. Includes adjustable door with plug seal and fiberglass gasket, door elements, heavy-gauge welded case, 4.5" K25 arched brick top, door switch, and industrial control panel with branch fusing.

GENERAL DIMENSIONS



- **Genesis Touch Screen Control** • with Kiln Aid app
- **Dynamic Zone Control** • for even firing
- **Hard Ceramic Element Channels** • protect your elements and kiln
- **Door Elements**
- **Cone 10** (2350°F • 1290°C)
- **Type K Thermocouples (3)** • with protection tubes
- **3" K23 Brick** • 2" of backup insulation and 4.5" K25 arched top
- **Solid State Power Controls**
- **Solid, Straight-View Peephole Plugs**
- **Welded, Powder-Coated Case/Frame**
- **Industrial Control Panel** • 480v optional
- **Two-Year Limited Commercial Warranty**
- **c-ETL-us** listed to UL499 Standards
- **See hotkilns.com/EL2436 for all features and options**

TRUST YOUR KILN
hotkilns.com

Manufactured in Swedesboro, NJ
800-750-8350 • sales@hotkilns.com

Bulletin No: BL-EL2436 REV: A

Page 1



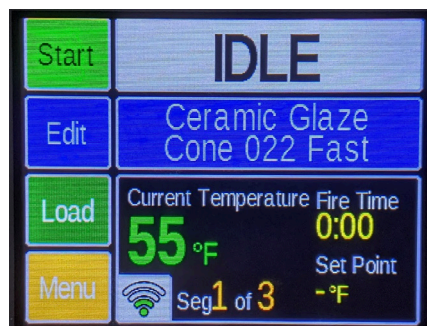
Electrical Specifications for EL2436

USA

Model Number	Part Number	Volt/ Phase	Watts	Amps	Wire Size	Fuse Size
EL2436-240	K-B-2436/31	240/1P	19,000	79.2	1 ga	100 Amps
EL2436-240-3P	K-B-2436/32	240/3P	19,000	45.7	6 ga	60 Amps
EL2436-208	K-B-2436/21	208/1P	19,000	91.3	1/0	125 Amps
EL2436-208-3P	K-B-2436/22	208/3P	19,000	52.7	4 ga	70 Amps
EL2436-480-3P	K-B-2436/62	480/3P	19,000	22.9	10 ga	30 Amps

WORLD

Model Number	Part Number	Volt/ Phase	Watts	Amps	Wire Size	Fuse Size
EL2436-220	K-B-2436/41	220/1P	19,000	86.4	1 ga	110 Amps
EL2436-380-3PY	K-B-2436/52	380/3PY	19,000	28.8	8 ga	40 Amps
EL2436-400-3PY	K-B-2436/82	400/3PY	19,000	27.5	8 ga	40 Amps
EL2436-415-3PY	K-B-2436/72	415/3PY	19,000	26.4	8 ga	40 Amps



Control: Full digital touchscreen Genesis control with easy-to-use interface, WiFi enabled app, and simple programs for firing ceramics or glass.

UL Listing: All models are c-ETL-us listed to UL499 standards.

Power connection: All models are a direct connection to a terminal block in the control panel.

Packaging: Fully crated with shock absorbing pallets. Requires forklift to unload.

EASY-LOAD CHECKLIST




Scan OR Visit:
hotkilns.com/support/pdfs/easy-load-installation-checklist

FURNITURE KIT FOR EL2436

Part Number: H-B-2436/00

Includes: Eight 11" x 22" Rectangular Shelves (3/4" thick), Twelve Each 1/2", 1", 2", 4", 6", and 8" Square Posts, Heat Resistant Gloves.



TRUST YOUR KILN
hotkilns.com

Manufactured in Swedesboro, NJ
 800-750-8350 • sales@hotkilns.com

Bulletin No: BL-EL2436 REV: A

Page 2

