

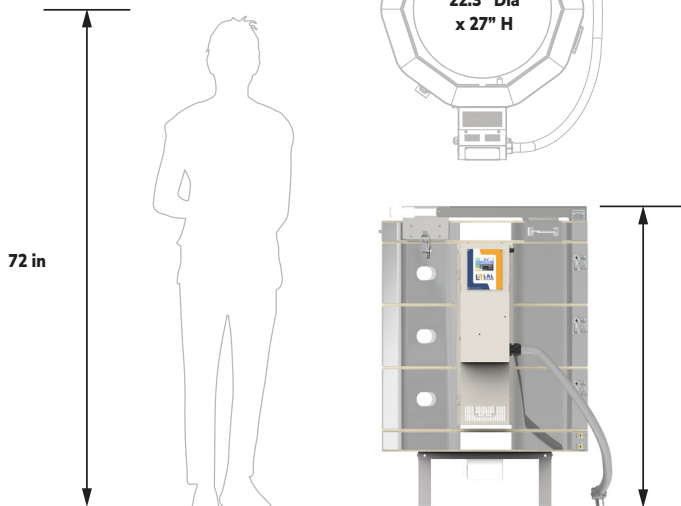
## e23T-3

Temperature Rating: Cone 10

Volume: 6.7 Cubic Feet

Brick Thickness: 3" Brick

Inside: 22.3" Diam x 27" High



*This is the classic L&L pottery kiln used by most of our customers. They include all the signature L&L features.*

### GENERAL DIMENSIONS



Scan OR Visit:  
hotkilns.com  
/e23T-3-GD



- **Genesis Touch Screen Control** • with Kiln Aid app
- **Dynamic Zone Control** • for even firing
- **Hard Ceramic Element Channels** • protect your elements and kiln
- **Type K Thermocouples (3)** • with protection tubes
- **Top Loading**
- **Solid, Straight-View Peephole Plugs**
- **Full-Support Stand** • rolling option available
- **Easy-Access Control Panel** • with Easy-View tilted display
- **Three-Year Limited Warranty**
- **c-ETL-us listed to UL499 Standards**
- **See [hotkilns.com/e23t-3](http://hotkilns.com/e23t-3) for all features and options**

**TRUST YOUR KILN**  
**hotkilns.com**

Manufactured in Swedesboro, NJ  
800-750-8350 • sales@hotkilns.com

Bulletin No: BL-e23T-3 REV: A

Page 1

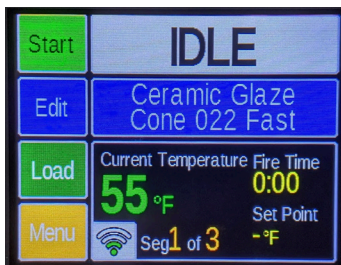


## Electrical Specifications for e23T-3 SERIES

Model Numbers	Part Number for 3" Brick	Volt/ Phase	Watts	Amps	Wire Size	Fuse Size	Power Connection
e23T-3-240	K-E-23T3/31	240/1P	11,520	48.0	6 ga	60 Amps	6-50 Cordset
e23T-3-240-3P	K-E-23T3/32	240/3P	11,520	27.7	8 ga	40 Amps	15-50 Cordset
e23T-3-208	K-E-23T3/21	208/1P	9,980	48.0	6 ga	60 Amps	6-50 Cordset
e23T-3-208-3P	K-E-23T3/22	208/3P	11,000	30.5	8 ga	40 Amps	15-50 Cordset
e23T-3-220	K-E-23T3/41	220/1P	10,560	48.0	6 ga	60 Amps	Direct Wire
e23T-3-380-3PY	K-E-23T3/52	380/3PY	11,400	17.3	12 ga	20 Amps	Direct Wire

USA

WORLD



**Control:** Full digital touchscreen Genesis control with easy-to-use interface, WiFi enabled app, and simple programs for firing ceramics.

**UL Listing:** All models are c-ETL-us listed to UL499 standard.

**Cone Rating:** All e23 models are rated to Cone 10.

**Wiring Diagrams:** See the **Electrical Tab** for each kiln model to get the wiring diagram for each voltage.


**Power connection:** A six foot cord with a 50 amp NEMA 6-50 for single phase units or a 15-50 plug for 3 phase units is included. (No neutral is necessary). World voltage kilns do not include a cord - they are direct wired. All kilns may be direct wired.

**Elements:** All elements are of equal resistance value. T models have six elements. Quad elements are the same resistance and quantity but longer and thicker.

**Other voltages** for any country in the world are available. Examples are 200V/3 Phase Delta, 220V/3 Phase Delta, 415V/3 Phase Wye and 400V/3 Phase Wye. CE Listing available in some countries. See 380 Volt diagrams for electrical specifications for 400V/3 Phase Wye and 415V/3 Phase Wye.

**Moving and installation:** The kiln comes assembled but can be quickly disassembled and reassembled to move through any door or up stairs. It comes packed in a skidded carton with secure foam-in-place packaging.

**Shipping Dimensions:** See website for shipping dimensions with various combinations of options.



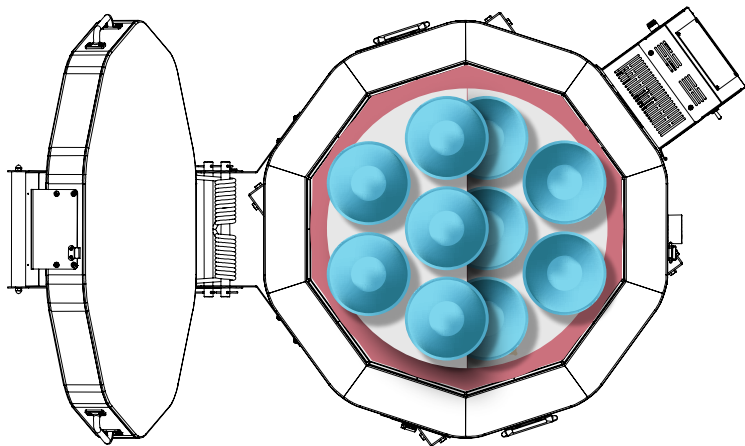
**FURNITURE KIT FOR e23T-3**

**Part Number:** H-E-K23T/30

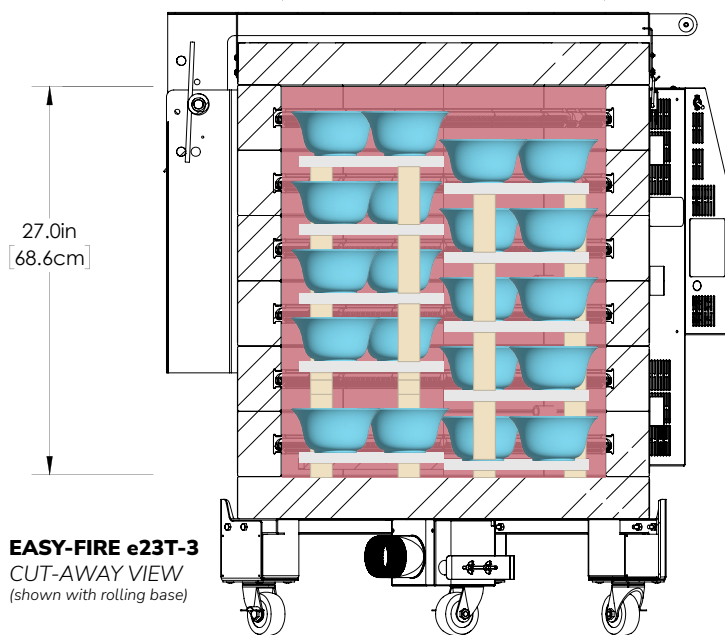
**Includes:** Six 20" (50.8 cm) half shelves, one post kit with six each 1/2", 1", 2", 4", 6", and 8" square posts, and one pair heat resistant gloves.

# EASY-FIRE e23T-3

Kiln Capacity

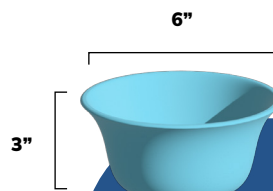
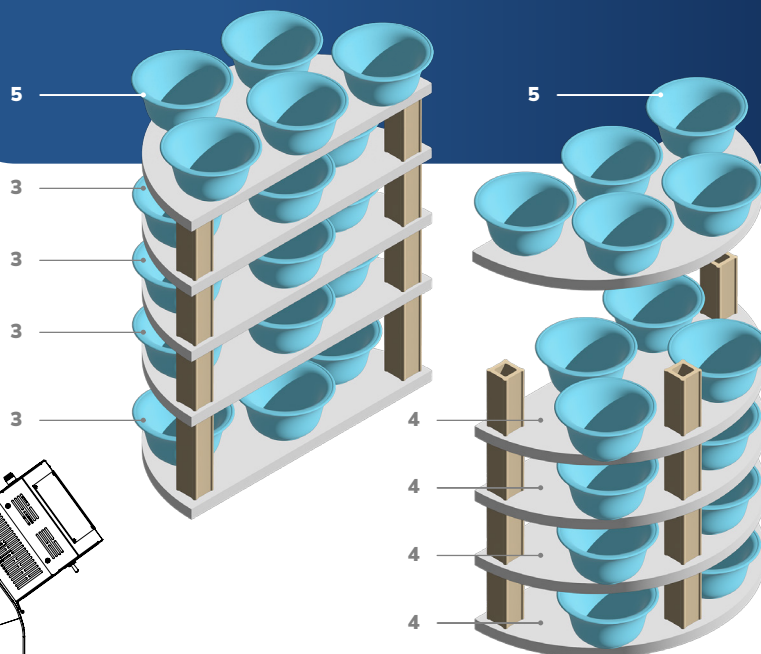


**EASY-FIRE e23T-3**  
TOP VIEW



**EASY-FIRE e23T-3**  
CUT-AWAY VIEW  
(shown with rolling base)

27.0in  
68.6cm



**EASY-FIRE e23T-3**  
27" H x 22.4" W  
6.7 CU FT

Approx: 38 Bowls

- KILN INTERIOR
- 6" x 3" Bowl
- KILN POST
- 20" x .75" HALF ROUND SHELF

**TRUST YOUR KILN**  
**hotkilns.com**

Manufactured in Swedesboro, NJ  
800-750-8350 • sales@hotkilns.com

Bulletin No: BL-e23T-3 REV: A

Page 3

