

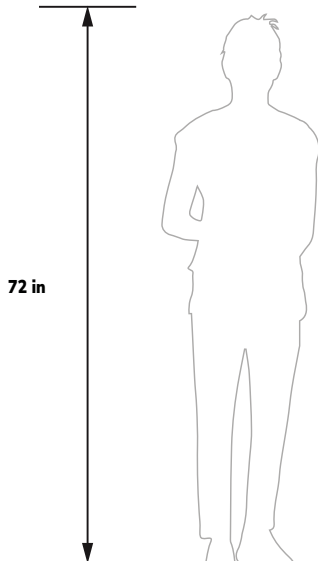
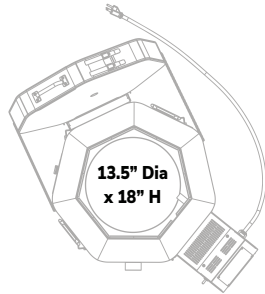
e14S-3

Temperature Rating: Cone 10

Volume: 1.5 Cubic Feet

Brick Thickness: 3" Brick

Inside: 13.5" Diam x 18" High



This is the classic L&L pottery kiln used by most of our customers. They include all the signature L&L features.

GENERAL DIMENSIONS



Scan OR Visit:
hotkilns.com
/e14S-3-GD



- **Genesis Touch Screen Control** • with Kiln Aid app
- **Dynamic Zone Control** • for even firing
- **Hard Ceramic Element Channels** • protect your elements and kiln
- **Type K Thermocouples (2)** • with protection tubes
- **Top Loading**
- **Solid, Straight-View Peephole Plugs**
- **Full-Support Stand** • rolling option available
- **Easy-Access Control Panel** • with Easy-View tilted display
- **Three-Year Limited Warranty**
- **c-ETL-us listed to UL499 Standards**
- **See hotkilns.com/e14s-3 for all features and options**

TRUST YOUR KILN
hotkilns.com

Manufactured in Swedesboro, NJ
800-750-8350 • sales@hotkilns.com

Bulletin No: BL-e14S-3 REV: A

Page 1



Electrical Specifications for e14S-3 SERIES

USA

WORLD

Model Numbers	Part Number for 3" Brick	Volt/ Phase	Watts	Amps	Wire Size	Fuse Size	Power Connection
e14S-3-240	K-E-14S3/31	240/1P	3,840	16	14 ga	20 Amps	6-20 Cordset
e14S-3-240	K-E-14S3/21	208/1P	3,840	18.5	12 ga	25 Amps	14-30 Cordset
e14S-3-EU-220		220/1P	3,300	15	14 ga	20 Amps	Direct Wire
e14S-3-F-220		220/1P	3,300	13	14ga	20 Amps	Direct Wire



Control: Full digital touchscreen Genesis control with easy-to-use interface, WiFi enabled app, and simple programs for firing ceramics.

UL Listing: All models are c-ETL-us listed to UL499 standard.

Cone Rating: All e14S-3 are rated to Cone 10.

Wiring Diagrams: See the **Electrical Tab** for each kiln model to get the wiring diagram for each voltage.

Power connection: A six foot cord with a 50 amp NEMA 6-50 for single phase units or a 15-50 plug for 3 phase units is included. (No neutral is necessary). World voltage kilns do not include a cord - they are direct wired. All kilns may be direct wired. Exception: The e14S-3 240 volt kiln has a 6-20 Cordset and the 208 volt version has a 14-30 Cordset.

Elements: All elements are of equal resistance value. S models have four elements.

Other voltages for any country in the world are available. Examples are 200V/3 Phase Delta, 220V/3 Phase Delta, 415V/3 Phase Wye and 400V/3 Phase Wye. CE Listing available in some countries. See 380 Volt diagrams for electrical specifications for 400V/3 Phase Wye and 415V/3 Phase Wye.

Moving and installation: The kiln comes assembled but can be quickly disassembled and reassembled to move through any door or up stairs. It comes packed in a skidded carton with secure foam-in-place packaging.

Shipping Dimensions: See website for shipping dimensions with various combinations of options.



FURNITURE KIT FOR e14S-3

Part Number: H-E-K18S/00

Includes: Three 12" (30.5 cm) full round shelves (1/2" thick), one small post kit with four each 1/2", 1", 2", 4", and 6" square posts, and one pair heat resistant gloves.

TRUST YOUR KILN
hotkilns.com

Manufactured in Swedesboro, NJ
800-750-8350 • sales@hotkilns.com

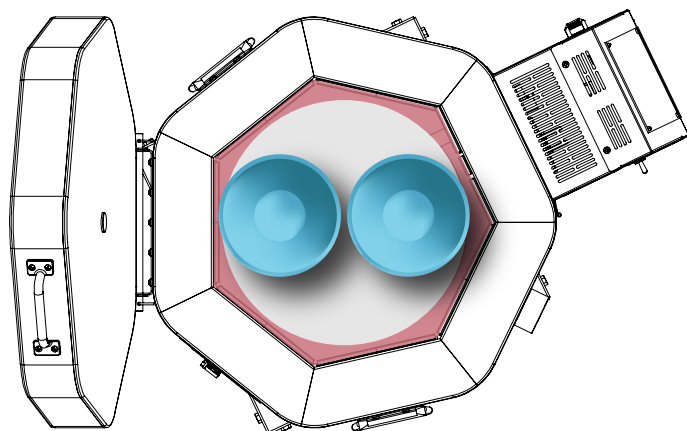
Bulletin No: BL-e14S-3 REV: A

Page 2

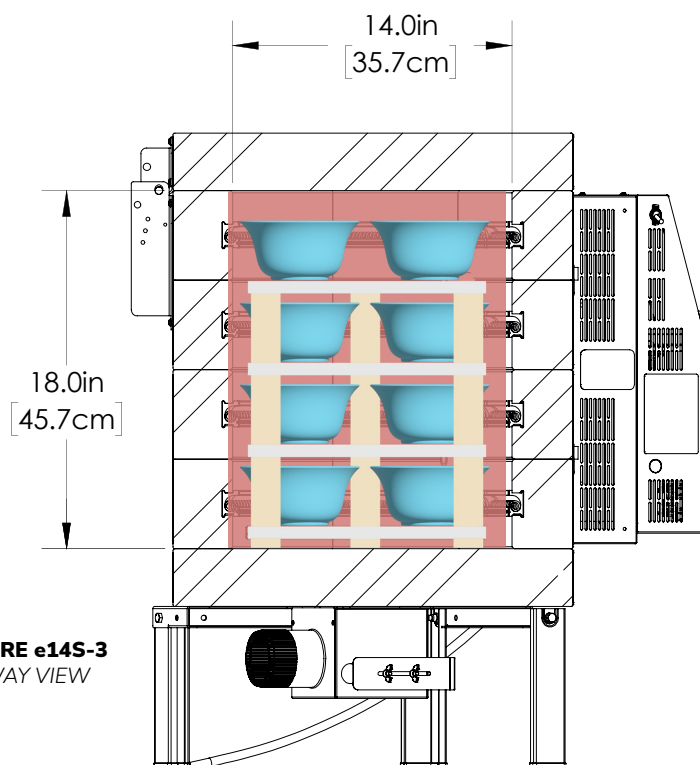
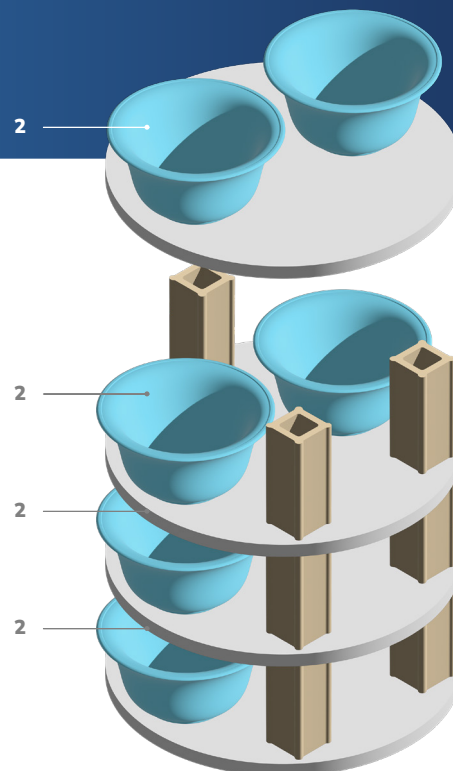


EASY-FIRE e14S-3

Kiln Capacity







EASY-FIRE e14S-3
TOP VIEW



EASY-FIRE e14S-3
CUT-AWAY VIEW



-  **KILN INTERIOR**
-  **6" x 3" Bowl**
-  **KILN POST**
-  **12" x .5" HALF ROUND SHELF**

TRUST YOUR KILN
hotkilns.com

Manufactured in Swedesboro, NJ
800-750-8350 • sales@hotkilns.com

Bulletin No: BL-e14S-3 REV: A

Page 3

