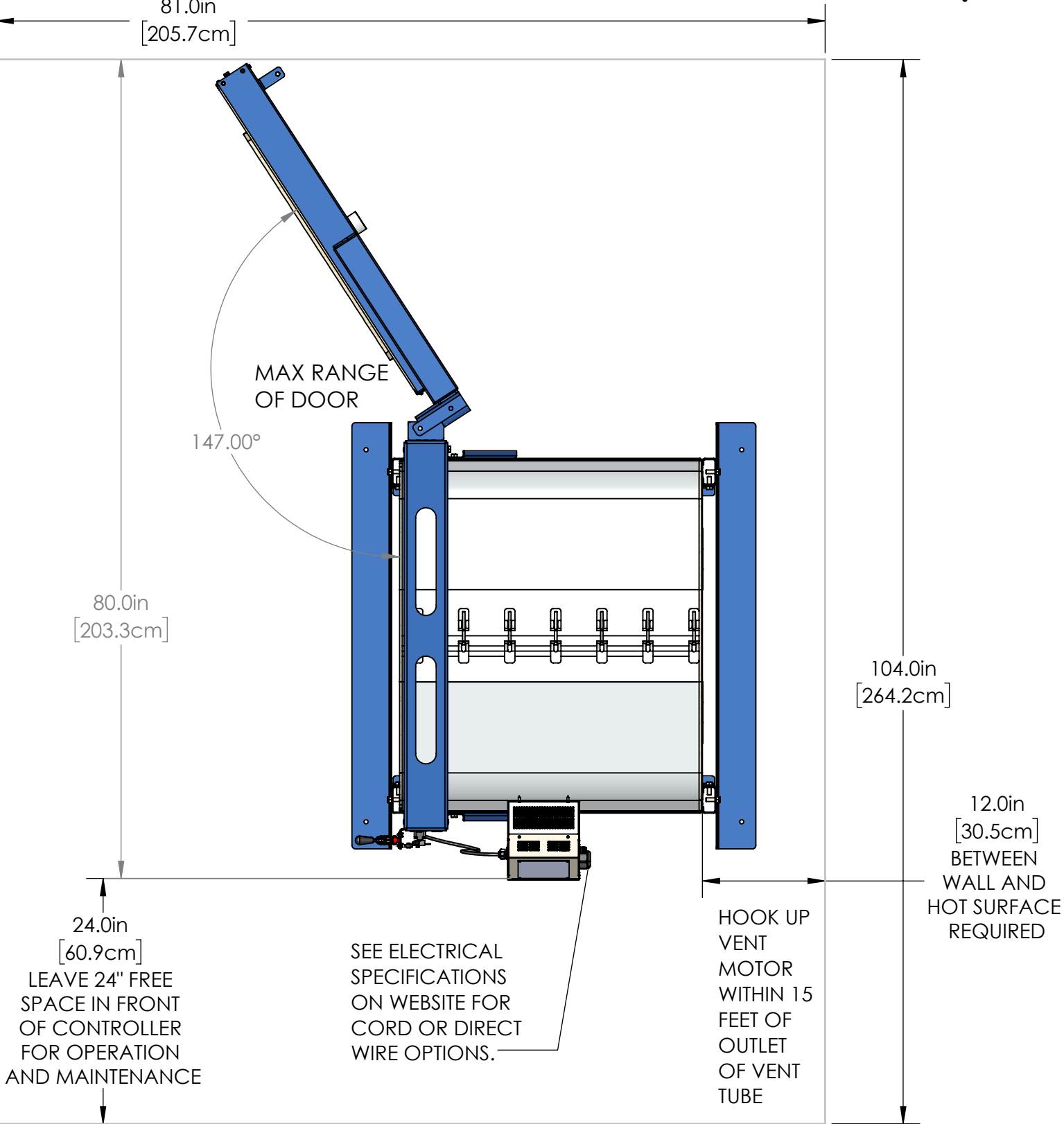


- 87654321
1. **WALL/KILN SPACING:** 12" [30.5cm] SPACING BETWEEN SIDES OF KILN AND WALLS OR OTHER OBJECTS. 18" [45.7cm] IS RECOMMENDED. LEAVE AT LEAST 18" [45.7cm] BETWEEN TWO KILNS.
2. **AMBIENT VENTILATION:** SEE CHART TO RIGHT FOR RATINGS. TO CALCULATE REQUIREMENTS, SEE [hotkilns.com/calculate-kiln-room-ventilation](http://hotkilns.com/calculate-kiln-room-ventilation).
3. **KILN VENTILATION:** L&L VENT-SURE KILN VENT RECOMMENDED FOR SAFETY AND LONGER ELEMENT LIFE. OPTIONAL CONTROL ALLOWS VENT TO BE TURNED ON AND OFF WITH CONTROL.
4. **OTHER INFO:** REFER TO INSTALLATION INSTRUCTIONS AND CAUTIONS INSTRUCTIONS FOR OTHER REQUIREMENTS AND SAFETY INFORMATION. REFER TO WIRING DIAGRAM FOR ELECTRICAL HOOKUP INFORMATION.
5. **MAX LOAD WEIGHT:** SEE [hotkilns.com/load-weight](http://hotkilns.com/load-weight).
6. **WEIGHT OF KILN:** 780 LBS, [354 KG]
7. **WEIGHT OF KILN WITHOUT DOOR:** 605 LBS [274 KG]
8. **WEIGHT OF DOOR:** 175 LBS [79 KG]

BTUS/ KILOJOULES PER HOUR NEEDED TO BE VENTED WITH AMBIENT ROOM VENTILATION (THIS IS IN ADDITION TO KILN VENTING):			
AT TEMP F	BTUS	AT TEMP C	KILOJOULES
1800F	17769	980C	18747
2000F	20775	1095C	21918
2232F	24533	1222C	25884
2350F	26556	1285C	28018

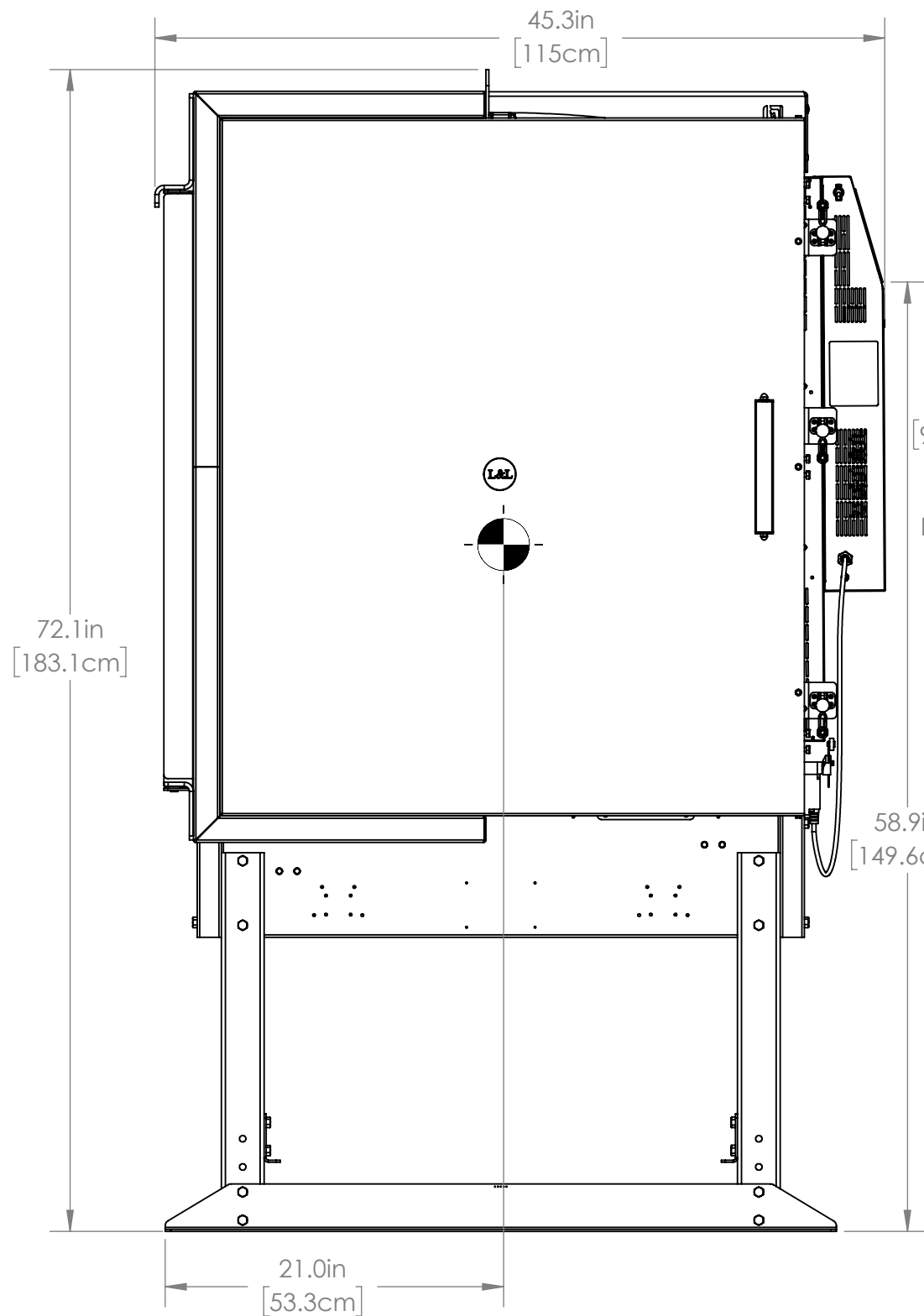


CLEARANCES, LAYOUT & INSTALLATION

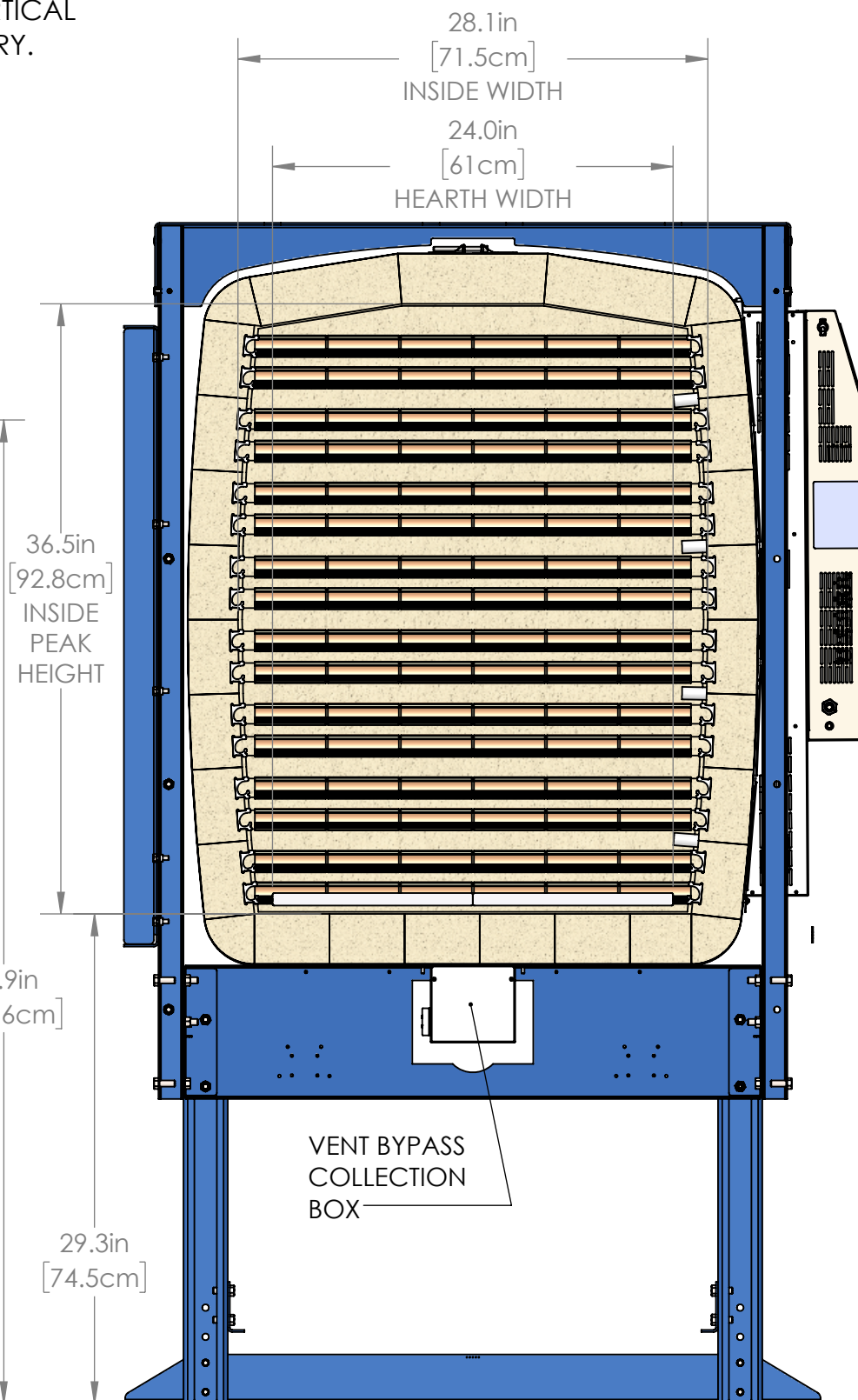
A

APPROXIMATE CENTER OF MASS IS SHOWN WITH ROUND CROSS SYMBOLS. KILN COULD TIP OVER IF CENTER OF MASS BECOMES VERTICAL ABOVE ONE EDGE OF KILN BASE. THIS COULD CAUSE SERIOUS INJURY.

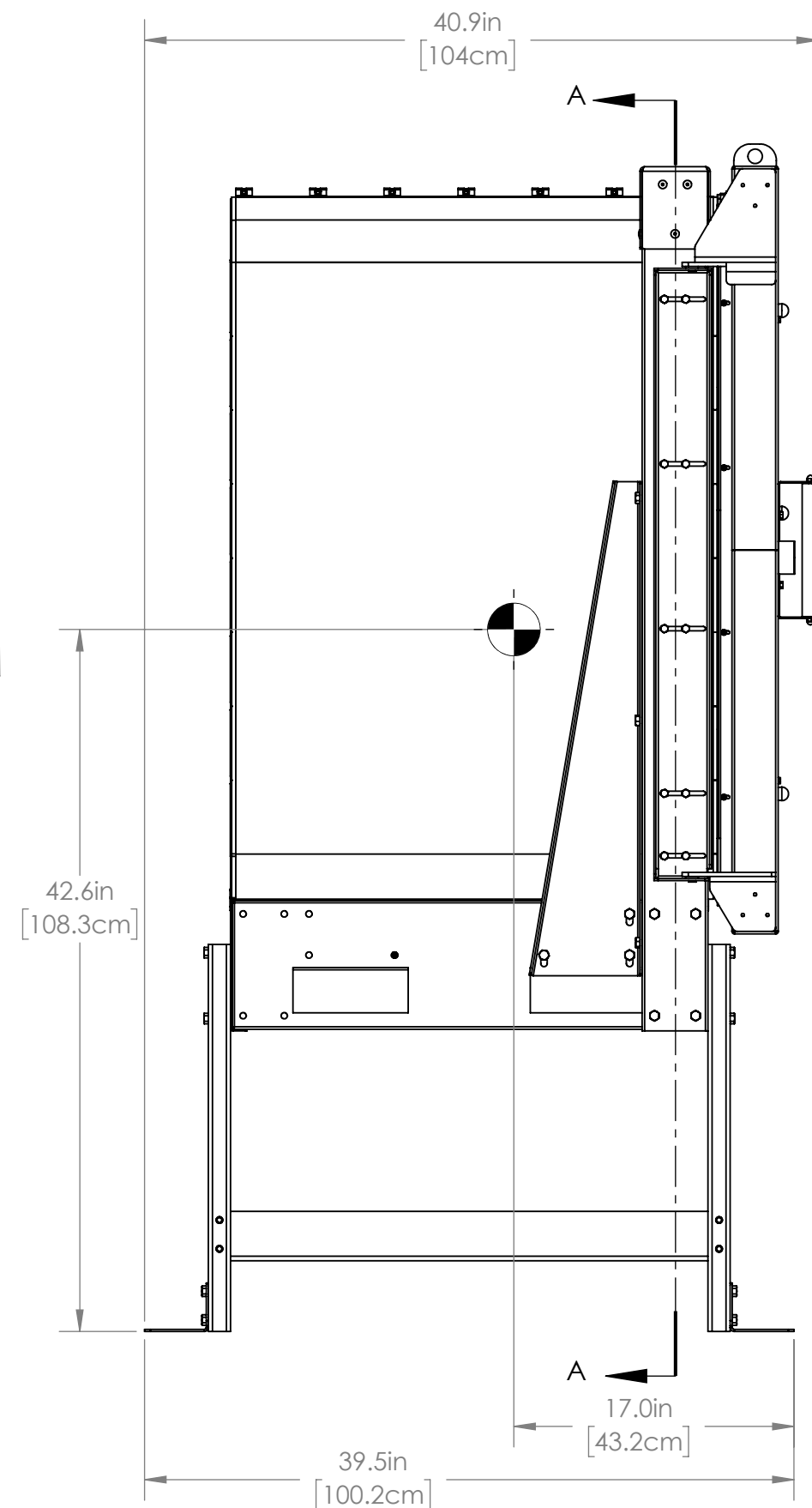
FRONT VIEW



SECTION A-A



LEFT SIDE VIEW



FRONT, FRONT CROSSECTION AND LEFT SIDE VIEWS

THE INFORMATION CONTAINED IN THIS DRAWING IS THE SOLE PROPERTY OF L&L KILN MFG INC. ANY REPRODUCTION IN PART OR AS A WHOLE WITHOUT THE WRITTEN PERMISSION OF L&L KILN MFG INC. IS PROHIBITED.

MATERIAL:

DRAWN BY  
DSL

DATE  
04/15/20

SCALE  
1:10

TITLE  
eFL2635 (3" BRICK) GENERAL DIMENSIONS



505 SHARPTOWN RD  
SWEDESBORO NJ 08085  
PH: (856) 294-0077  
FAX: (856) 294-0070

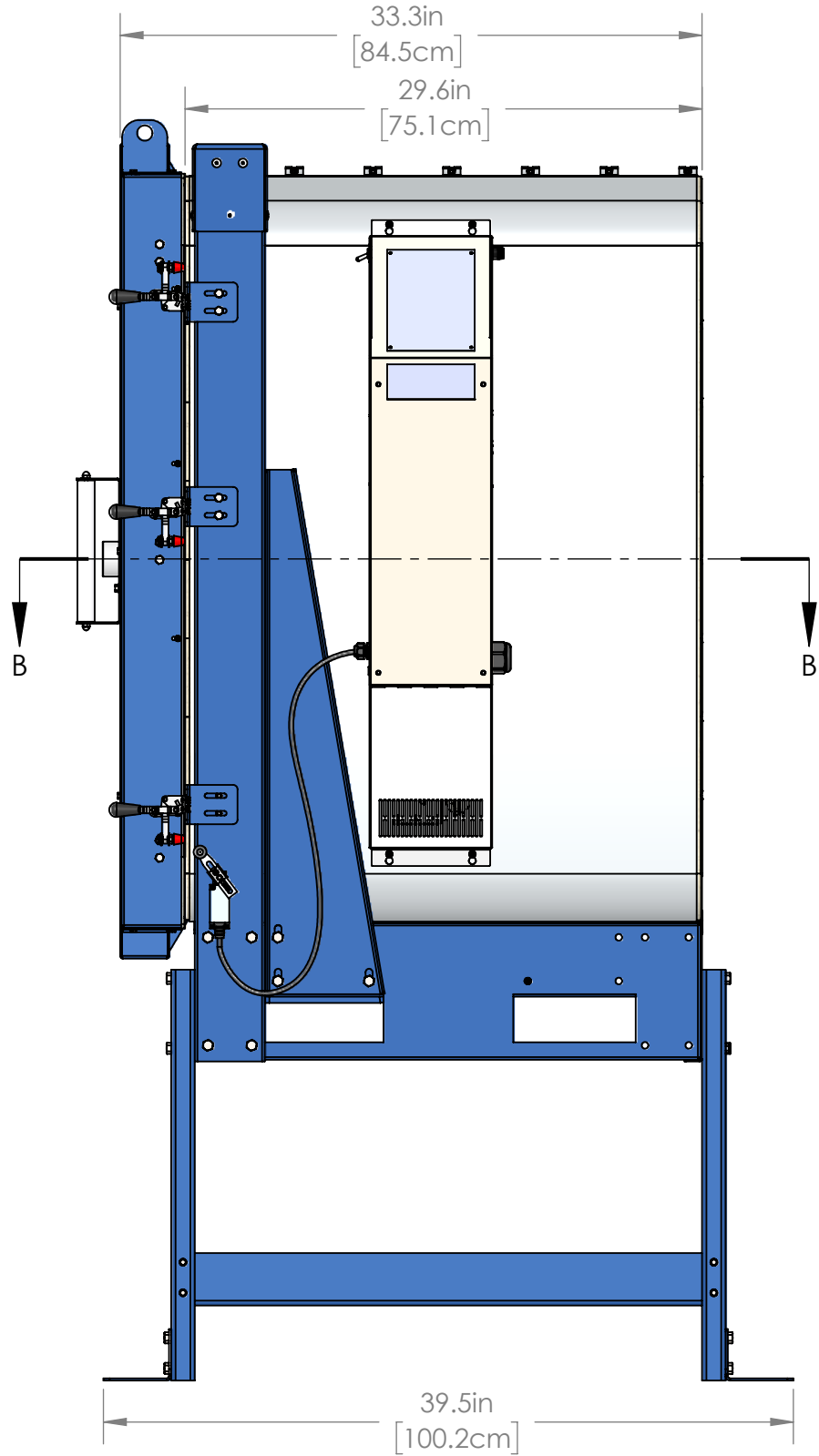
REV  
C.1

SHEET OF  
2/4

DRAWING NO.  
200-000-85

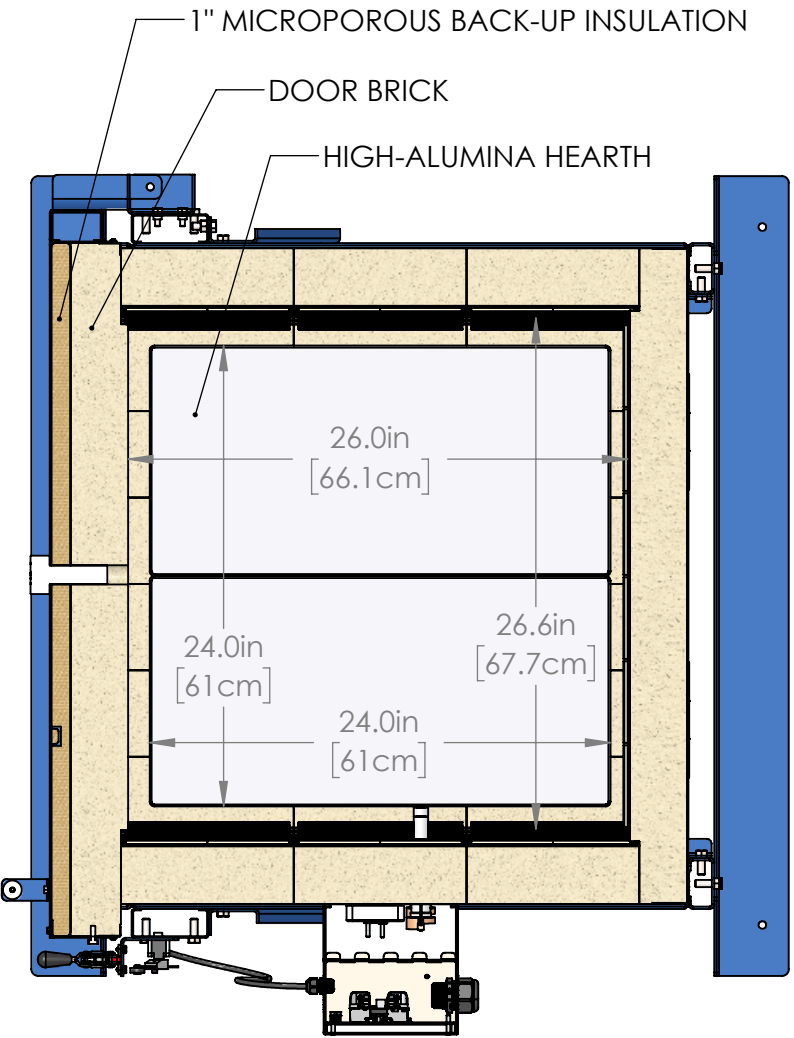
NOTE: CASTERS ARE NOT AN OPTION ON THE EFL2635

RIGHT SIDE VIEW

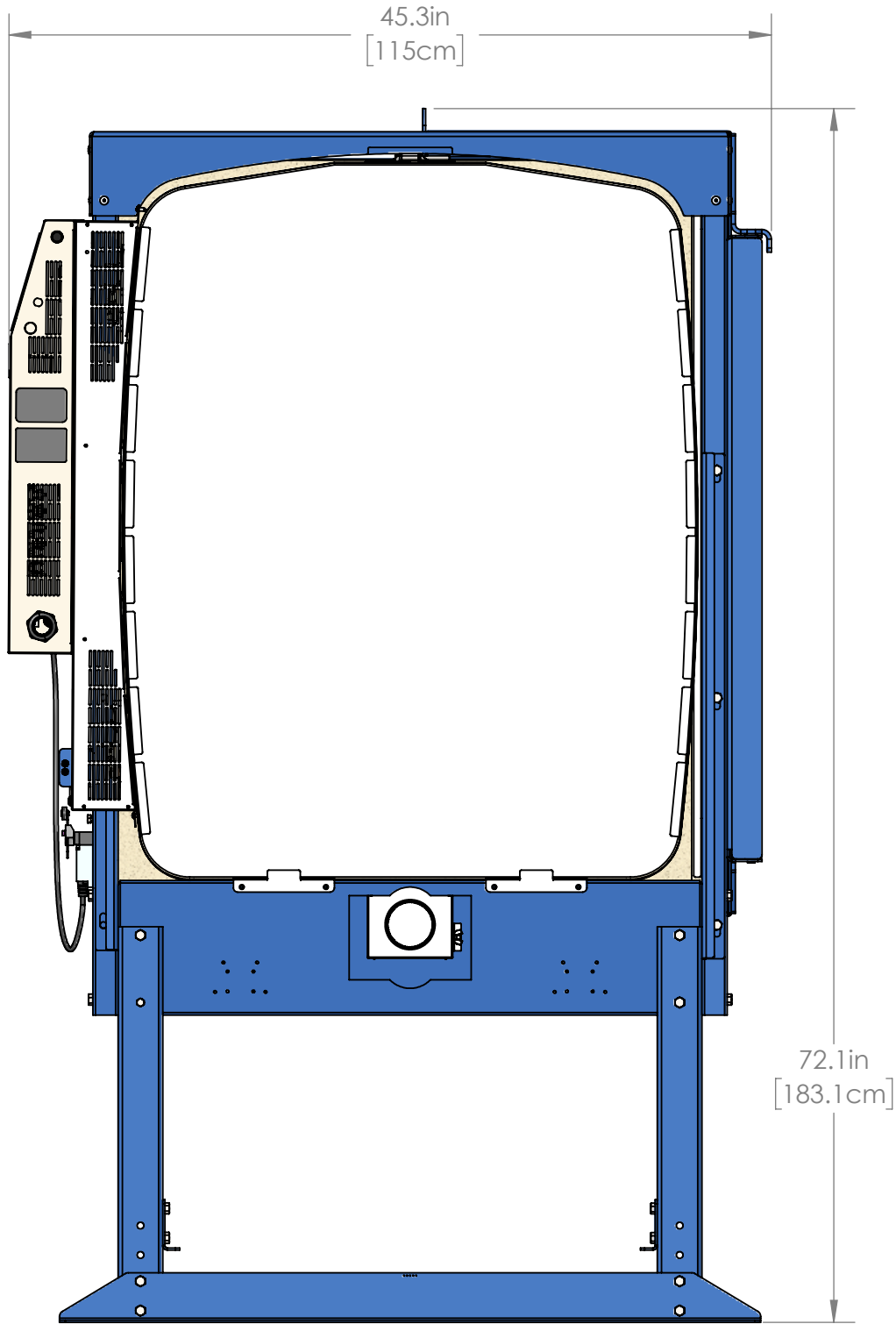


SECTION B-B  
TOP VIEW CUTAWAY

ALL BRICK 3" THICK



BACK VIEW



RIGHT SIDE, TOP CROSSECTION & BACK VIEWS

THE INFORMATION CONTAINED IN THIS DRAWING IS THE SOLE PROPERTY OF L&L KILN MFG INC. ANY REPRODUCTION IN PART OR AS A WHOLE WITHOUT THE WRITTEN PERMISSION OF L&L KILN MFG INC. IS PROHIBITED.

MATERIAL:

DRAWN BY  
DSL

DATE  
04/15/20

SCALE  
1:10

TITLE  
eFL2635 (3" BRICK) GENERAL DIMENSIONS



505 SHARPTOWN RD  
SWEDESBORO NJ 08085  
PH: (856) 294-0077  
FAX: (856) 294-0070

REV  
C.1

SHEET OF  
3/4

DRAWING NO.  
200-000-85

REMOVABLE TOP  
STRUCTURE FOR  
MAINTENANCE

ADJUSTABLE  
BARREL CLAMPS

BACK BRICK  
COVERED WITH  
GALVANNEALED  
PLATE

VENT TUBE  
OUTLET (FOR  
VENT-SURE  
DOWNDRAFT  
VENT SYSTEM  
IF ORDERED)

STEEL IS  
POWDERCOATED  
HAMMERTONE BLUE

STAINLESS STEEL CASE

HEAVY-DUTY 11 GA LEGS  
AND BRACKETS COME  
DISASSEMBLED BUT  
INSTALL QUICKLY

FLOOR MOUNT  
BRACKETS OFFER  
STABILITY AND ABILITY  
TO ANCHOR TO FLOOR.  
CASTER BRACKETS ARE  
NOT AVAILABLE FOR  
eFL2635

WELDED DOOR FRAME

ADJUSTABLE HINGE

PEEPHOLE

1/2" BRICK  
OFFSET  
IMPROVES  
HEAT SEAL

HIGH-ALUMINA HEARTH SHELVES

HARD CERAMIC  
ELEMENT  
HOLDERS

STAINLESS STEEL  
ELEMENT BOX

DYNATROL  
OR GENESIS  
MULTI-PROGRAM  
CONTROL

1) PANEL FOLDS  
DOWN 90 DEG FOR  
EASY MAINTENANCE

2) PROTECTED  
THERMOCOUPLES  
(THREE FOR 3 ZONE  
CONTROL)  
NOT SHOWN

3) CERAMIC ELEMENT  
TERMINALS  
NOT SHOWN

ADJUSTABLE  
DE-STA-CO  
CLAMPS

DOOR  
SWITCH

CERAMIC  
HANDLE

SOLID  
CERAMIC  
PEEPHOLE  
PLUG

OPTIONAL FURNITURE KIT: (8) 12" [30.4cm] X 24" [60.9cm] RECTANGULAR SHELVES,  
SIX EACH 1/2", 1", 2", 4", 6" AND 8" SQUARE POSTS

NOTE: CASTERS ARE NOT AN OPTION ON THE EFL2635

## FEATURES & OPTIONS

THE INFORMATION CONTAINED IN THIS DRAWING IS THE SOLE PROPERTY OF L&L KILN MFG INC. ANY REPRODUCTION IN PART OR AS A WHOLE WITHOUT THE WRITTEN PERMISSION OF L&L KILN MFG INC. IS PROHIBITED.

MATERIAL:

DRAWN BY  
DSL

DATE  
04/15/20

SCALE  
1:15

TITLE  
eFL2635 (3" BRICK) GENERAL DIMENSIONS

L&L  
KILNS

505 SHARPTOWN RD  
SWEDESBORO NJ 08085  
PH: (856) 294-0077  
FAX: (856) 294-0070

REV  
C.1

SHEET OF  
4/4

DRAWING NO.  
200-000-85