

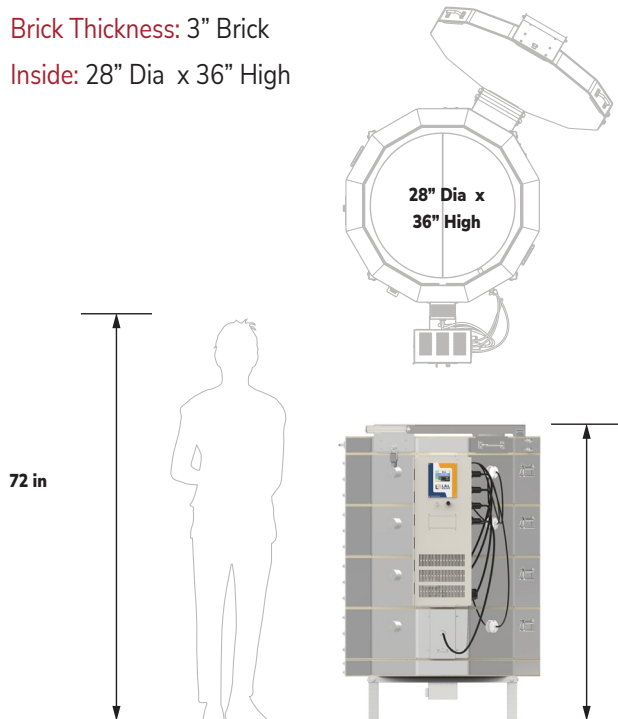
JD2936-3

Temperature Rating: Cone 10

Volume: 13.6 Cubic Feet

Brick Thickness: 3" Brick

Inside: 28" Dia x 36" High



The unique plug-in control panel and extreme sectional construction make Jupiter kilns ideal for sculptors and ceramic artists who need flexibility.

GENERAL DIMENSIONS



Scan OR Visit:
hotkilns.com
/JD2936-3-GD



Genesis Touch Screen Control • with Kiln Aid app

Dynamic Zone Control • for even firing

Hard Ceramic Element Channels • protect your elements and kiln

Cone 10 (2350°F • 1290°C)

Type K Thermocouples (3) • with protection tubes

3" • K23 Brick

Top Loading • spring assisted lid

Solid, Straight-View Peephole Plugs

Full-Support Stand • rolling option available

Plug-in Control Panel • 480V optional

Three-Year Limited Warranty

c-ETL-us listed to UL499 Standards

See hotkilns.com/JD2936-3 for all features and options

TRUST YOUR KILN
hotkilns.com

Manufactured in Swedesboro, NJ
800-750-8350 • sales@hotkilns.com

Bulletin No: BL-JD2936-3 REV: A

Page 1

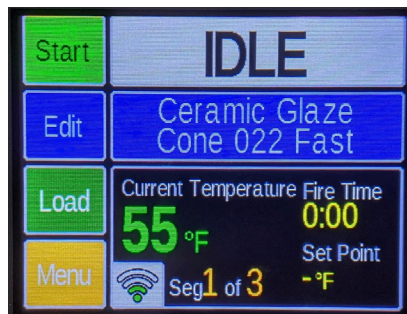


Electrical Specifications for JD2936-3

USA

WORLD

Standard Models							Powered Bottom Models					
Model Number	Part Number	Volt/Phase	Watts	Amps	Wire Size	Fuse Size	Model Number	Part Number	Watts	Amps	Wire Size	Fuse Size
JD2936-3-240	K-A-293D/31	240/1P	18,240	76.0	3 ga	100	JD2936-3-PB-240	K-A-293B/31	21,282	88.7	2 ga	125
JD2936-3-240-3P	K-A-293D/32	240/3P	18,240	50.3	6 ga	70	JD2936-3-PB-240-3P	K-A-293B/32	21,282	60.4	4 ga	80
JD2936-3-208	K-A-293D/21	208/1P	16,640	80.0	3 ga	100	JD2936-3-PB-208	K-A-293B/21	19,415	93.3	1 ga	125
JD2936-3-208-3P	K-A-293D/22	208/3P	16,640	52.9	4 ga	70	JD2936-3-PB-208-3P	K-A-293B/22	19,415	63.6	4 ga	80
JD2936-3-220	K-A-293D/41	220/1P	16,720	76.0	3 ga	100	JD2936-3-PB-220	K-A-293B/41	19,508	88.7	2 ga	125
JD2936-3-380-3PY	K-A-293D/52	380/3Y	16,720	38.0	8 ga	50	JD2936-3-PB-380-3Y	K-A-293B/52	19,508	38.0	8 ga	50



Control: Full digital touchscreen Genesis control with easy-to-use interface, WiFi enabled app, and simple programs for firing ceramics.

Cone/Temperature Rating: Cone 10, 2350°F, 1290°C (except JD2918-3 is rated for Cone 5, 2165°F, 1185°C)

UL Listing: All models are c-ETL-us listed to UL499 standard.


Power connection: Direct wired.

Wiring Diagrams: See the **Electrical Tab** for each kiln model to get the wiring diagram for each voltage.

Elements: All elements are of equal resistance value. Twelve elements standard. All Jupiter kilns with the Quad option feature two elements in four rows per section. Powered Bottom adds two elements.

Other voltages for any country in the world are available. Examples are 200V/3 Phase Delta, 220V/3 Phase Delta, 415V/3 Phase Wye and 400V/3 Phase Wye. CE Listing available in some countries. See 380 Volt diagrams for electrical specifications for 400V/3 Phase Wye and 415V/3 Phase Wye.

Power Bottoms: Power bottoms are special order only. Electrical specifications are shown above.



FURNITURE KIT FOR JD2936-3

Part Number: H-J-K290/00

Includes: Ten 25.5" (64.8 Cm) half shelves, one post kit with 6 each 1/2", 1", 2", 4", 6", and 8" square posts, and one pair heat resistant gloves.