

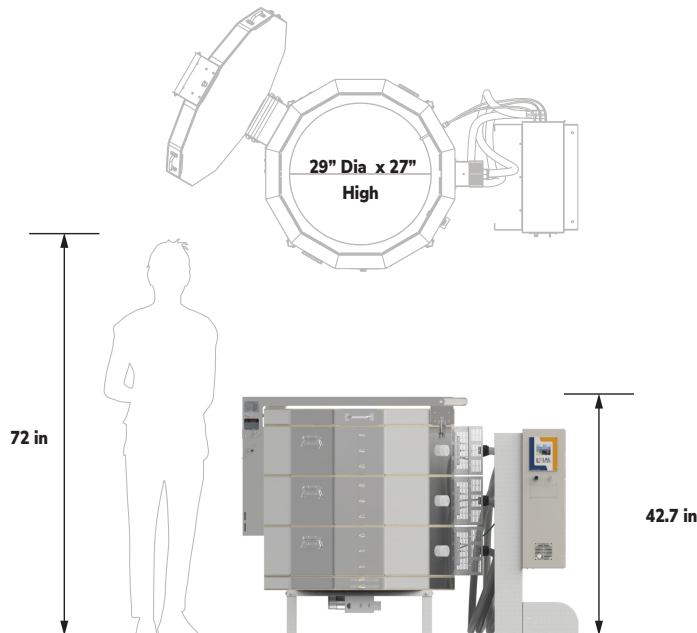
JD2927-JH

Temperature Rating: Cone 12

Volume: 10.3 Cubic Feet

Brick Thickness: 2.5" Brick, 3" Top K25

Inside: 29" Dia x 27" High



JH kilns are designed specifically for high-temperature crystalline glaze firing. Extra power, Quad element design, Type S thermocouples, and balanced super high-temperature brick for fast heat-up and fast cooldown make these kilns unique.

GENERAL DIMENSIONS



Scan OR Visit:
hotkilns.com
/JD2927-JH-GD



Genesis Touch Screen Control • with Kiln Aid app

Dynamic Zone Control • for even firing

Hard Ceramic Element Channels • protect your elements and kiln

Cone 12 (2400°F • 1315°C)

Type S Thermocouples (3) • with protection tubes

2.5" Sides/Bottom, 3" Top • K25 Brick (super high-temp)

Top Loading • spring assisted lid

Solid, Straight View Peephole Plugs

Full-Support Stand • rolling option available

Plug-in Easy Access Control Panel

Three-Year Limited Warranty

Not Listed to UL499 Standards

Quad Element System Comes Standard

See hotkilns.com/JD2927-JH for all features and options

TRUST YOUR KILN
hotkilns.com

Manufactured in Swedesboro, NJ
800-750-8350 • sales@hotkilns.com

Bulletin No: BL-JD2927-JH REV: 0

Page 1

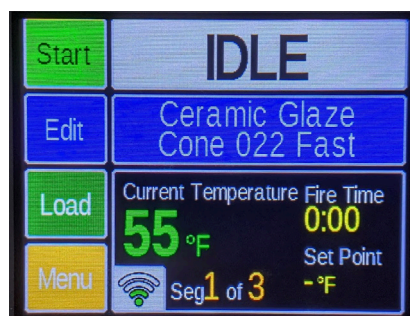


Electrical Specifications

USA

Model Number	Part Number	Volt/Phase	Watts	Amps	Wire Size	Fuse Size	Power Connection	Number of Zones
JD2927-JH-240	K-A-292J/31	240/1P	18,039	75.2	3 ga	100 amps	Direct to Fused Disconnect	3
JD2927-JH-240-3P	K-A-292J/32	240/3P	18,039	43.4	6 ga	60 amps	Cord with NEMA 15-50 Plug	3
JD2927-JH-208	K-A-292J/21	208/1P	18,039	86.7	2 ga	110 amps	Direct to Fused Disconnect	3
JD2927-JH-208-3P	K-A-292J/22	208/3P	18,039	50.1	6 ga	70 amps	Direct to Fused Disconnect	3
JD2927-JH-220	K-A-292J/41	220/1P	18,039	82.0	2 ga	110 amps	Direct to Fused Disconnect	3
JD2927-JH-380-3PY	K-A-292J/52	380/3PY	18,039	27.3	10 ga	40 amps	Direct to Fused Disconnect	3

WORLD



Control: Full digital touchscreen Genesis control with easy-to-use interface, WiFi enabled app, and simple programs for firing ceramics.


Cone Rating: Cone 12.

Wiring Diagrams: See hotkilns.com/wiring-diagrams for wiring diagrams.

Power connection: When supplied (see above) there is a six foot cord with a 15-50 plug for 3 phase models. (No neutral is necessary). World voltage kilns do not include a cord - they are direct wired. All kilns may be direct wired.

Quad Elements: All elements are of equal resistance value. There are six Quad elements.

Other voltages for any country in the world are available. Examples are 200V/3 Phase Delta, 415V/3 Phase Wye and 400V/3 Phase Wye. CE Listing available in some countries. See 380 Volt diagrams for electrical specifications for 400V/3 Phase Wye and 415V/3 Phase Wye.



FURNITURE KIT FOR JD2927-JH

Part Number: H-J-K292/00

Includes: Eight 25.5" (64.8 cm) half shelves, One post kit with 6 each 1/2", 1", 2", 4", 6", and 8" square posts, and one pair heat resistant gloves.