

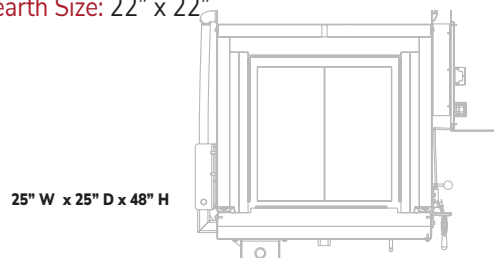
# EL2448

Temperature Rating: Cone 10

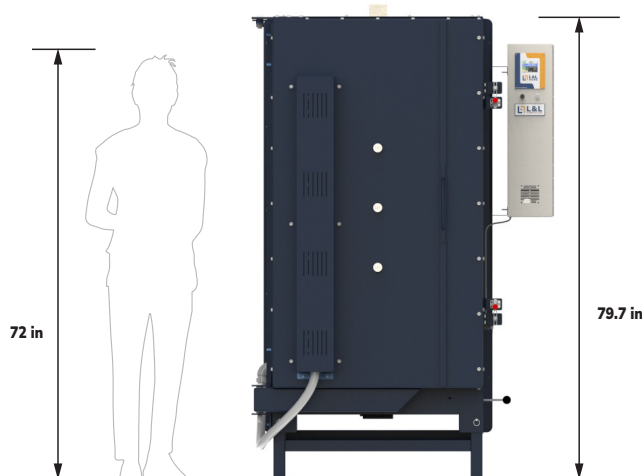
Volume: 16 Cubic Feet

Inside Dim: 25" W x 25" D x 48" H

Hearth Size: 22" x 22"



25" W x 25" D x 48" H



Commercial-grade front-loading kilns for production. Includes adjustable door with plug seal and fiberglass gasket, door elements, heavy-gauge welded case, 4.5" K25 arched brick top, door switch, and industrial control panel with branch fusing.

## GENERAL DIMENSIONS



- **Genesis Touch Screen Control** • with Kiln Aid app
- **Dynamic Zone Control** • for even firing
- **Hard Ceramic Element Channels** • protect your elements and kiln
- **Door Elements**
- **Cone 10** (2350°F • 1290°C)
- **Type K Thermocouples (3)** • with protection tubes
- **3" K23 Brick** • 2" of backup insulation and 4.5" K25 arched top
- **Solid State Power Controls**
- **Solid, Straight-View Peephole Plugs**
- **Welded, Powder-Coated Case/Frame**
- **Industrial Control Panel** • 480v optional
- **Two-Year Limited Commercial Warranty**
- **c-ETL-us** listed to UL499 Standards
- See [hotkilns.com/EL2448](http://hotkilns.com/EL2448) for all features and options

**TRUST YOUR KILN**  
**hotkilns.com**

Manufactured in Swedesboro, NJ  
800-750-8350 • sales@hotkilns.com

Bulletin No: BL-EL2448 REV: A

Page 1



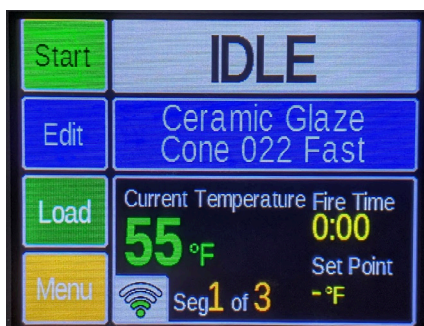
## Electrical Specifications for EL2448

USA

Model Number	Part Number	Volt/ Phase	Watts	Amps	Wire Size	Fuse Size
EL2448-240	K-B-2448/31	240/1P	24,200	100.8	3/0	150 Amps
EL2448-240-3P	K-B-2448/32	240/3P	24,200	58.2	3 ga	80 Amps
EL2448-208	K-B-2448/21	208/1P	24,200	116.3	3/0	150 Amps
EL2448-208-3P	K-B-2448/22	208/3P	24,200	67.2	2 ga	90 Amps
EL2448-480-3P	K-B-2448/62	480/3P	24,200	29.1	8 ga	40 Amps

WORLD

Model Number	Part Number	Volt/ Phase	Watts	Amps	Wire Size	Fuse Size
EL2448-220	K-B-2448/41	220/1P	24,200	110.0	3/0	150 Amps
EL2448-380-3PY	K-B-2448/52	380/3PY	24,200	36.7	6 ga	50 Amps
EL2448-400-3PY	K-B-2448/82	400/3PY	24,200	35.1	6 ga	50 Amps
EL2448-415-3PY	K-B-2448/72	415/3PY	24,200	33.6	6 ga	50 Amps



**Control:** Full digital touchscreen Genesis control with easy-to-use interface, WiFi enabled app, and simple programs for firing ceramics or glass.

**UL Listing:** All models are c-ETL-us listed to UL499 standards.

**Power connection:** All models are a direct connection to a terminal block in the control panel.

**Packaging:** Fully crated with shock absorbing pallets. Requires forklift to unload.

### EASY-LOAD CHECKLIST



Scan OR Visit:  
[hotkilns.com/support/pdfs/easy-load-installation-checklist](https://hotkilns.com/support/pdfs/easy-load-installation-checklist)

### FURNITURE KIT FOR EL2448H

**Part Number:** H-B-2448/00

**Includes:** Ten 11" x 22" Rectangular Shelves (3/4" thick), Twelve Each 1/2", 1", 2", 4", 6", and 8" Square Posts, Heat Resistant Gloves.



**TRUST YOUR KILN**  
**hotkilns.com**

Manufactured in Swedesboro, NJ  
 800-750-8350 • [sales@hotkilns.com](mailto:sales@hotkilns.com)

Bulletin No: BL-EL2448 REV: A

Page 2

