

# EL2424-H

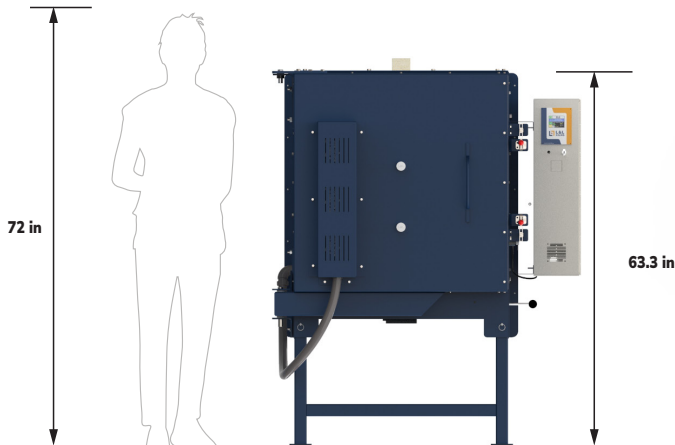
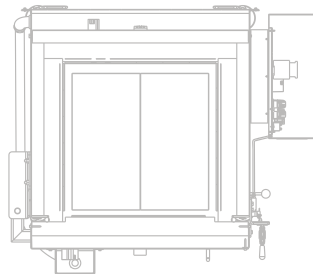
Temperature Rating: Cone 10

Volume: 8 Cubic Feet

Inside Dim: 25" W x 25" D x 24" H

Hearth Size: 22" x 22"


25" W x 25" D x 24" H



Commercial-grade front-loading kilns for production. Includes adjustable door with plug seal and fiberglass gasket, door elements, heavy-gauge welded case, 4.5" K25 arched brick top, door switch, and industrial control panel with branch fusing.

- **Genesis Touch Screen Control** • with Kiln Aid app
- **Dynamic Zone Control** • for even firing
- **Hard Ceramic Element Channels** • protect your elements and kiln
- **Door Elements**
- **Cone 10** (2350°F • 1290°C)
- **Type K Thermocouples (2)** • with protection tubes
- **3" K23 Brick** • 2" of backup insulation and 4.5" K25 arched top
- **Front Loading**
- **Solid, Straight-View Peephole Plugs**
- **Welded, Powder-Coated Case/Frame**
- **Industrial Control Panel** • 480v optional
- **Two-Year Limited Commercial Warranty**
- **MET-us** listed to UL499 Standards
- See [hotkilns.com/EL2424](http://hotkilns.com/EL2424) for all features and options

GENERAL DIMENSIONS



**TRUST YOUR KILN**  
**hotkilns.com**

Manufactured in Swedesboro, NJ  
800-750-8350 • sales@hotkilns.com

Bulletin No: BL-EL2424 REV: 0

Page 1



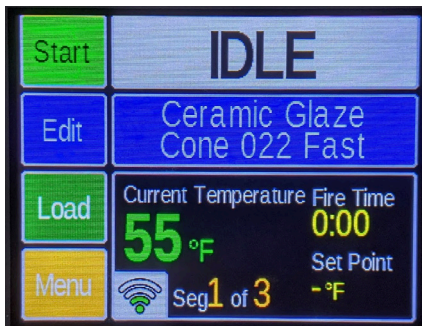
# Electrical Specifications for EL2424

USA

Model Number	Part Number	Volt/ Phase	Watts	Amps	Wire Size	Fuse Size
EL2424-H-240	K-B-2424/31	240/1P	15,000	62.5	3 ga	80 Amps
EL2424-H-240-3P	K-B-2424/32	240/3P	15,000	54.1	4 ga	70 Amps
EL2424-H-208	K-B-2424/21	208/1P	15,000	72.1	1 ga	100 Amps
EL2424-H-208-3P	K-B-2424/22	208/3P	15,000	62.5	3 ga	80 Amps
EL2424-H-480-3P	K-B-2424/62	480/3P	15,000	27.1	8 ga	40 Amps

WORLD

Model Number	Part Number	Volt/ Phase	Watts	Amps	Wire Size	Fuse Size
EL2424-H-220	K-B-2424/41	220/1P	15,000	68.2	2 ga	90 Amps
EL2424-H-380-3PY	K-B-2424/52	380/3PY	15,000	34.1	6 ga	50 Amps
EL2424-H-400-3PY	K-B-2424/82	400/3PY	15,000	32.6	6 ga	50 Amps
EL2424-H-415-3PY	K-B-2424/72	415/3PY	15,000	31.3	8 ga	40 Amps



**Control:** Full digital touchscreen Genesis control with easy-to-use interface, WiFi enabled app, and simple programs for firing ceramics or glass.

**MET UL499 Listing:** All models are MET-us listed to UL499 standards. They are not listed to CSA standards.

**Power connection:** All models are a direct connection to a terminal block in the control panel.

**Packaging:** Fully crated with shock absorbing pallets. Requires forklift to unload.

## EASY-LOAD CHECKLIST



Scan OR Visit:  
[hotkilns.com/support/pdfs/easy-load-installation-checklist](http://hotkilns.com/support/pdfs/easy-load-installation-checklist)

## FURNITURE KIT FOR EL2424-H

**Part Number:** H-B-2424/00

**Includes:** Four 11" x 22" Rectangular Shelves (3/4" thick), Six Each 1/2", 1", 2", 4", 6", and 8" Square Posts, Heat Resistant Gloves.



**TRUST YOUR KILN**  
**hotkilns.com**

Manufactured in Swedesboro, NJ  
 800-750-8350 • [sales@hotkilns.com](mailto:sales@hotkilns.com)

Bulletin No: BL-EL2424 REV: 0

Page 2

