



2020 CATALOG

PRICES EFFECTIVE: SEPT 2020 (CAT-720-B)



K I L N S B U I L T T O L A S T

Clean. Precise. Dependable.

L&L Kiln's patented
hard ceramic element holders
protect your kiln.

- **Fires Clean**
- **Fires Evenly**
- **Easy to Program**
- **Keeps Working**



hotkilns.com/easy-fire



KILNS BUILT TO LAST



INDEX TO L&L KILNS

PROFESSIONAL POLYGONAL KILNS

Easy-Fire Flagship Kilns	4-5
School-Master School Kilns	6
Equad-Pro Production Kilns	7
Jupiter Configurable Sectional Kilns	8-9
Pull-Apart Kilns	10
JH Series Chrystalline Glaze Kilns.....	11

SMALL CRAFT KILNS

DL Series Doll & Test Kilns.....	12
Fuego Craft Kilns	13
Liberty-Belle Craft Kilns.....	14

SQUARE & RECTANGULAR KILNS

Easy-Fire XT Series Square Kilns	15
DaVinci Production Kilns	16-17

FRONT-LOADING KILNS

eFL Series Inexpensive Front-Loading Kilns	18-19
Easy-Load Large Commercial Front-Loading Kilns.....	20

BELL-LIFT KILNS

DaVinci Large Bell Lift Kilns.....	22
Jumbo 100 Cubic Foot Production / Industrial Kilns	23

INDUSTRIAL KILNS


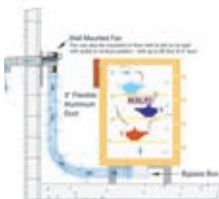

Car Bottom Kilns	24
Large Front-Loading Kilns	24
Large Polygonal Kilns	25
Large Square Kilns.....	25
Alloy Retort Kilns	25

OPTIONS

Vent-Sure Vent and Vent Options.....	26
Control, Power and Thermocouple Options	27
Element Options.....	28
Stand Options	28
Unpowered Sections.....	28
Powered Bottoms	28
Custom Options	28
Kiln Shelves and Posts	29

L&L FEATURES

Signature L&L Features.....	30-31
-----------------------------	-------



EASY-FIRE KILNS

L&L's Flagship Kilns

This is the classic L&L pottery kiln used by most of our customers. Now with a new angled control panel for easy viewing.



- DynaTrol Dynamic Three Zone Control
- 4 Easy-Fire plus 6 Custom Programs
- Hard Ceramic Element Holders
- Cone 10 • 2350°F • 1290°C (except for single phase e28T-3 models)
- Choice of 2-1/2" or 3" Brick
- Full-View Solid Peephole Plugs
- Stainless Spring Hinge - Wide Open for Easy Loading
- Full-Support Heavy-Duty 14 Gauge Aluminized Stand
- Fold Down Angled Panel for Easy Maintenance
- c-MET-us listed to UL499 Standards

Features & Benefits

CONSTRUCTION

Sectional: Made of 9" high sections with a reversible bottom and a spring-hinged top. The case is stainless steel wrapped around 2-1/2" or 3" of K23 highly insulating firebrick with 3 adjusting screw clamps per section. Easy to move: hotkilns.com/assemble-easy-fire



Brushed stainless steel spring hinge (on 23" & 28" diameter models) makes opening easy while still allowing lid to be supported and providing an unobstructed opening for easy loading. Safety pin prevents lid from closing while loading.



Firebrick is coated with a proprietary anti-dusting, hardening, and reflective coating.

Ceramic element terminals make element changes easy using a wrench.

A heavy 14 gauge full support solid stand with multiple bends for strength. Includes molded plastic feet protectors.

Full-view solid ceramic peephole plugs are 1" diameter non-tapered with heat-locked head. There is one for each section.

ELEMENT HOLDER SYSTEM

Patented hard ceramic element holders protect brick and elements from wear and loading damage. All-ceramic element connection block and hard holders makes changing elements easy.

DYNATROL ZONE CONTROL



DynaTrol with 4 Easy-Fire programs (Slow Bisque, Fast Bisque, Slow Glaze, Fast Glaze), 6 Vary-Fire custom programs, PreHeat, Delay, Program & Segment Review, and Diagnostics. Zone control with 2 or 3 zones. Separate Type K 8 gauge thermocouples with ceramic protection tubes. Genesis touch screen control optional (see page 27).

PIGGY-BACKED COOL-FIRE CONTROL PANEL



All controls and components are in a separate angled control panel that is piggy-backed on top of the element connection box. Both boxes are hinged and open and remove easily. A layer of insulation plus the separate control box keep the controls and relays cool. Power wires are oversized to run cool. On/off switch and control fuse included.

INSTRUCTIONS AND SUPPORT

Complete visual instructions with control reference, process information, assembly, troubleshooting, and parts list. Web videos show how to use the control. (hotkilns.com/videos)

Limited 3 year warranty. (hotkilns.com/warranty)

View all features of L&L Kilns at hotkilns.com/features

Options

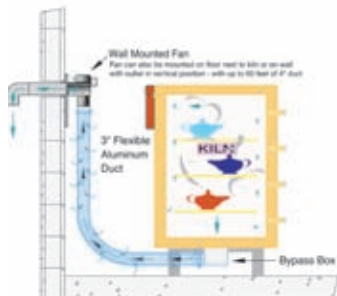
FURNITURE KIT

Includes Cone 11 full shelves and half shelves as listed below plus a square post kit which includes six each 1/2", 1", 2", 4", 6" and 8" high 1-1/2" square cordierite posts plus heat-resistant gloves. Prices below.



VENT-SURE DOWNDRAFT KILN VENT (PAGE 26)

Vent-Sure 130 CFM downdraft vent pulls air down to bottom of kiln to improve temperature uniformity and vent corrosive fumes.



Bypass collection box mounted on kiln allows adjustment of venting. Fan motor, mounted away from the kilns, stays cool and no vibration transmitted to the kiln. See page 26.

Vent-Sure (120 volts)
(M-V-VENT/00).....\$570
Vent Doubler
(M-V-VENT/DB).....\$160
Vent Control
(M-V-CNTL/00).....\$165

VOLTAGE OPTIONS (PAGE 27)

Order 240 or 208 volts, single or three phase, or international voltages. KW, amperage, and fuse size for each voltage below. 480 volts is not available. No Charge for any voltage options.

ROLLING KILN STAND (PAGE 28)



L&L's rolling kiln stand features heavy gauge (14 ga) galvanized steel construction with multiple bends for extra strength, steel swivel locking casters, integrated vent collection box support, and guide rails for the kiln. Each size is fitted to the kiln. See page 28.

Rolling Stand for 8 Sided Kiln (A-J-18RL/00)\$325
Rolling Stand for 10 Sided Kiln (A-J-23RL/00).....\$360
Rolling Stand for 12 Sided Kiln (A-J-28RL/00).....\$395

CONTROL OPTIONS (PAGE 27)

Genesis Touch Screen Control (N-G-GENS/OP)\$140
SSR Power Control for S models\$975
SSR Power Control for T models.....\$1275
High Limit Back Up Control (N-G-PKHL/00)\$670
Back up Contactors Two-Section Kilns (N-G-BCJ2/00)\$180
Back up Contactors Three-Section Kilns (N-G-BCJ3/00).....\$235
KISS Computer Software (N-G-KISS/US)\$715
Door Interlock Switch (K-E-LATC/00) (Page 27).....\$350
Type S Platinum Thermocouples (T-G-SJUP/UG) \$260 each
Pyrocl metallic Thermocouples (T-G-E23M/UG) \$45 each

ELEMENT OPTIONS (PAGE 28)

Quad Element Option: Four rows of elements for each 9" kiln section (two rows in the 4.5" middle section on the M Series kilns). Maximum element life for constant high-firing. See page 28. Prices below.

APM Elements See hotkilns.com/apm

SEE PAGES 26-29 FOR THESE AND MORE OPTIONS

Model No.	Kiln Price	Furn Kit	Quad Elem	No. Shelves F=full, H=half	Brick Thick	Inside Diam	Inside Height	Cubic Feet	Exterior Dimensions (in)	240/1 KW~Amp~Fuse	240/3 KW~Amp~Fuse	208/1 KW~Amp~Fuse	208/3 KW~Amp~Fuse	Lbs Kiln	Lbs w/Kit
e18S	\$2100	\$350	\$215	15.5" (1F, 4H)	2.5"	17.5"	18"	2.6	28W x 55H x 30D	5.7~23.9~30	5.7~20.7~30	5.0~23.9~30	5.0~20.8~30	215	285
e18S-3	\$2150	\$350	\$215	15" (1F, 4H)	3"	16.5"	18"	2.5	28W x 55H x 30D	5.7~23.9~30	5.7~20.7~30	5.0~23.9~30	5.0~20.8~30	235	285
e18M	\$2450	\$350	\$255	15.5" (1F, 4H)	2.5"	17.5"	22.5"	3.3	28W x 60H x 30D	8.0~33.3~50	8.0~23.1~30	8.0~38.5~50	8.0~26.6~40	235	285
e18M-3	\$2525	\$350	\$255	15" (1F, 4H)	3"	16.5"	22.5"	3.2	28W x 60H x 30D	8.0~33.3~50	8.0~23.1~30	8.0~38.5~50	8.0~26.6~40	260	310
e18T	\$2775	\$390	\$300	15.5" (2F, 4H)	2.5"	17.5"	27"	3.9	28W x 63H x 30D	8.4~35.0~50	8.4~20.2~30	8.4~40.4~60	8.4~23.3~30	255	315
e18T-3	\$2850	\$390	\$300	15" (2F, 4H)	3"	16.5"	27"	3.7	28W x 63H x 30D	8.4~35.0~50	8.4~20.2~30	8.4~40.4~60	8.4~23.3~30	280	340
e23S	\$2800	\$390	\$245	21" (1F, 4H)	2.5"	23.5"	18"	4.7	30W x 59H x 40D	9.5~39.4~50	9.5~34.1~50	8.3~40.0~50	8.3~34.6~50	305	385
e23S-3	\$2900	\$390	\$245	20" (1F, 4H)	3"	22.5"	18"	4.4	30W x 59H x 40D	9.5~39.4~50	9.5~34.1~50	8.3~40.0~50	8.3~34.6~50	320	395
e23M	\$3100	\$390	\$295	21" (1F, 4H)	2.5"	23.5"	22.5"	5.9	30W x 63H x 40D	11.5~48.0~60	11.5~33.3~50	8.3~40.0~50	8.3~34.6~50	335	415
e23M-3	\$3215	\$390	\$295	20" (1F, 4H)	3"	22.5"	22.5"	5.5	30W x 63H x 40D	11.5~48.0~60	11.5~33.3~50	10.0~48.0~60	11.5~38.4~50	350	425
e23T	\$3450	\$485	\$370	21" (2F, 4H)	2.5"	23.5"	27"	7.0	30W x 68H x 40D	11.5~48.0~60	11.5~27.7~40	10.0~48.0~60	11.5~38.4~50	360	460
e23T-3	\$3525	\$485	\$370	20" (2F, 4H)	3"	22.5"	27"	6.7	30W x 68H x 40D	11.5~48.0~60	11.5~27.7~40	10.0~48.0~60	11.0~30.5~40	380	470
e28S-3	\$3400	\$605	\$330	25-1/2" (6H)	3"	28"	18"	6.8	35W x 65H x 46D	11.5~47.9~60	11.5~41.5~60	10.0~48.0~60	10.0~41.6~60	410	520
e28M-3	\$3700	\$605	\$405	25-1/2" (6H)	3"	28"	22.5"	10.2	35W x 69H x 46D	11.5~48.0~60	16.6~40.0~50	10.0~48.0~60	14.3~39.8~50	445	555
e28T-3	\$4050	\$740	\$480	25-1/2" (8H)	3"	28"	27"	10.2	35W x 74H x 46D	11.5~48.0~60	16.6~40.0~50	10.0~48.0~60	14.3~39.8~50	475	610

Cone Rating: All models are rated to Cone 10 except the single phase e28T-3 which is rated to Cone 8 at 240V/1 Phase, Cone 5 at 208V/1 Phase, but Cone 10 for any 3 phase kiln. If planning continuous Cone 6 firings on a 10 cubic foot single phase kiln we recommend the eQuad-Pro eQ2827-3 (page 7) or the Jupiter JD2927-3 (page 8) (both have more KW than the e28T-3 in their single phase versions).

Plugs on US Models only: 6-50 on single phase and 15-50 on three phase.

UL Listing: c-MET-us listed to UL499 standards. **CE Listing:** CE Listed models are available.

More: See Easy-Fire Specification Sheets at hotkilns.com/spec-easy-fire for shipping dimensions, electrical ratings, fuse and wire sizes.

SCHOOL-MASTER

Made For Schools



For busy school teachers who want a simple control.

5-YEAR
WARRANTY



Features & Benefits

SPECIAL FIVE-YEAR LIMITED WARRANTY

(hotkilns.com/five-year-warranty)

■ ONE-TOUCH™ INTUITIVE KILN CONTROL

The One-Touch™ Control is designed for busy school teachers - One touch and you are ready to fire the bisque and glaze programs typically used in schools. (It is also easy to adjust simple parameters like cone, delay, hold, heat-up and cool-down rates). You can even create four custom ramp/hold programs. hotkilns.com/one-touch



- Cone 6 • 2230°F • 1220°C
(except for 208 volt single phase SM28T-3 model)
- Single zone with graded elements
- Includes all other features of the Easy-Fire Kiln Series

Options

FURNITURE KIT

Includes Cone 11 full shelves and half shelves as listed below plus a square post kit which includes six each 1/2", 1", 2", 4", 6" and 8" high 1-1/2" square cordierite posts plus heat-resistant gloves. Prices below.

POWERFUL VENT-SURE DOWNDRAFT KILN VENT (PAGE 26)

Vent-Sure (120 volts) (M-V-VENT/00).\$570
Vent Doubler (M-V-VENT/DB)\$160

(NOTE: The vent control is not available on this kiln)

VOLTAGE & CONTROL OPTIONS

Voltage: Order 240 or 208 volts, single or three phase, or international voltages. KW, amperage, and fuse size for each voltage below. 480 volts is not available. No Charge for any voltage options.

SEE PAGES 26-29 FOR THESE AND MORE OPTIONS

Vent options and rolling stand.

SCHOOL-MASTER KILNS ARE WARRANTED FOR FIVE YEARS!

School-Master Kilns are super-durable and include all of the easy-maintenance features of the Easy-Fire kilns. For simplicity, however, School-Master kilns feature the intuitive One-Touch™ kiln control that has a standard Bisque and Glaze program tuned to the needs of most K-12 programs. Temperature, heating and cooling rate, delay time and soak time can all be easily modified for the two main programs and remain set that way until deliberately changed. In addition, for more advanced users, there are four custom programs. The control is single zone and the kilns have graded elements. Because there are only two sizes the element resistance is well-tuned for good performance. The School-Master kilns are limited to Cone 6 operation even though the construction of the kilns can handle higher temperatures.

Model No.	Kiln Price	Furn Kit	No. of Shelves F=full, H=half	Brick Thick	Inside Diam	Inside Height	Cubic Feet	Exterior Dimensions	240/1 KW-Amp-Fuse	240/3 KW-Amp-Fuse	208/1 KW-Amp-Fuse	208/3 KW-Amp-Fuse	Lbs Kiln	Lbs w/Kit
SM23T	\$3350	\$485	21" (2F, 4H)	2.5"	23.5"	27"	7.0	30W x 68H x 40D	11.5~48.0~60	11.5~27.7~40	10.0~48.0~60	11.0~30.5~40	360	460
SM23T-3	\$3425	\$485	20" (2F, 4H)	3"	22.5"	27"	6.7	30W x 68H x 40D	11.5~48.0~60	11.5~27.7~40	10.0~48.0~60	11.0~30.5~40	380	470
SM28T-3	\$3950	\$740	25.5" (8H)	3"	28"	27"	10.2	35W x 74H x 46D	11.5~48.0~60	16.6~40.0~50	10.0~48.0~60	14.3~39.8~50	480	615

Cone Rating: All models rated for Cone 6 except for the single phase 208 volt SM28T-3, which is rated for Cone 5. If planning continuous Cone 6 firings on a 10 cubic foot single phase kiln we recommend the eQuad-Pro eQ2827-3 (page 7) or the Jupiter JD2927-3 (page 8) because they have more power. **Plugs on US Models only:** 6-50 on single phase and 15-50 on three phase. **UL Listing:** c-MET-us listed to UL499 standards. **CE Listing:** CE Listed models are available. **More:** See hotkilns.com/spec-school-master for shipping dimensions, electrical ratings, fuse and wire sizes.

eQUAD-PRO KILNS


Super-Duty High Production Kilns

The eQuad-Pro sets a new standard in production kilns.



QUAD ELEMENT SYSTEM INCLUDED

Inside of an eQuad-Pro while firing. Notice how the element holders glow and disperse the radiant heat. The large diameter elements (both of the wire gauge and outside diameter of



the element coil), coupled with the unique glowing feature of the hard dense ceramic element holders make these elements last for a very long time. (hotkilns.com/quad)

Optional APM Elements: Priced by Quote.

Features & Benefits

- Cone 10 • 2350°F • 1290°C - with extra power with branch fusing for high production and dense loads
- Quad element system (four rows of super heavy gauge elements per 9" high section)
- 3" K23 brick with proprietary reflective brick coating that protects brick and minimizes dusting
- DynaTrol with Dynamic Zone Control (3 Zones). Genesis Touch Screen Control is optional (see page 27).
- Piggy-back cool-fire control panel like Easy-Fire
- Hard ceramic element holders
- Type K 8 GA thermocouples with ceramic protection tubes
- Full support 14 gauge aluminized steel stand
- Solid peephole plugs with full 1" view
- "Easy-Lift, Easy-Load" stainless steel spring hinge system with full-support when door is up and tilted back (there are no support bars to get in the way of loading)
- Three-year Limited Warranty

Options

FURNITURE KIT

Cone 11 full shelves and half shelves as listed below plus a square post kit plus heat-resistant gloves. Prices below.

VENT-SURE DOWNDRAFT KILN VENT (PAGE 26)

Vent-Sure (120 volts) (M-V-VENT/00)\$570
Vent Doubler (M-V-VENT/DB)\$160
Vent Control (M-V-CNTL/00)\$165

VOLTAGE & CONTROL OPTIONS (PAGE 27)

Voltage: Order 240 or 208 volts, single or three phase, or international voltages. KW, amperage, and fuse size for each voltage below. 480 volts is not available. No Charge for any voltage options.

Genesis Touch Screen Control (N-G-GENS/OP)\$140
KISS Computer Software (N-G-KISS/US)\$715
SSR Power Control for eQ2327-3 & eQ2827-3\$1275
SSR Power Control for eQ2836-3\$1525
High Limit Back Up Control (N-G-PKHL/00)\$670
Back up Contactors Three-Section Kilns (N-G-BCJ3/00).....\$235
Back up Contactors Four-Section Kilns (N-G-BCJ4/00).....\$290
Type S Platinum Thermocouples (T-G-SJUP/UG) \$260 each
Pyrocl metallic Thermocouples (T-G-E23M/UG) \$45 each
APM Elements..... See hotkilns.com/apm

Model No.	Kiln Price	Furn Kit	No. of Shelves F=full, H=half	Inside Diam	Inside Height	Cubic Feet	Exterior Dimensions	240/1 KW~Amp~Fuse	240/3 KW~Amp~Fuse	208/1 KW~Amp~Fuse	208/3 KW~Amp~Fuse	Lbs Kiln	Lbs w/Kit
eQ2327-3	\$4475	\$485	20" (2F, 4H)	22.5"	27"	6.7	30W x 69H x 40D	13.4~56.0~70	13.4~32.4~50	11.7~56.0~70	11.7~32.4~50	395	485
eQ2827-3	\$5175	\$740	25.5" (8H)	28"	27"	10.2	35W x 74H x 49D	15.0~62.3~80	15.0~36.0~50	15.0~71.9~90	15.0~41.5~60	515	650
eQ2836-3	\$6075	\$875	25.5" (10H)	28"	36"	13.6	35W x 83H x 49D	19.0~79.2~100	19.0~51.5~70	19.0~91.3~125*	19.0~60.4~80	605	770

*Note: Special model eQ2836-X-208-1P is available with 16.6 KW, 208 Volt/1 Phase, 80 amps for a 100 amp fuse.

More: See hotkilns.com/spec-equad-pro for additional information like shipping dimensions, electrical ratings, fuse sizes and wire connection sizes. All models are direct wired with no cords. For controls see hotkilns.com/dynatrol and hotkilns.com/zone. Listings: cMET-us listed to UL499.

JUPITER KILNS

**Easy To Take Apart &
Highly Customizable**

*Jupiter kilns are
easy-to stack
and disassemble
because of the
plug-in sections.*



- Sections can be added later or removed for smaller loads
- DynaTrol with Dynamic Zone Control (2 zones in 18" high models, 3 zone in all other models)
- Hard Ceramic Element Holders
- Most Models are Cone 10 • 2350°F • 1290°C (See grid)
- Choice of 2-1/2" or 3" Brick
- Full-View Solid Peephole Plugs
- Stainless "Easy-Lift, Easy-Load" Spring Hinge
- Wide Open Easy Loading
- Heavy-Duty 14 Gauge Aluminized Stand
- Removable Panel for Easy Maintenance
- c-MET-us listed to UL499 Standards

Features and Benefits

CONSTRUCTION

Sectional: Made of 9" high sections with a reversible bottom and a spring-hinged top (23" & 28" models). The case is stainless steel wrapped around 2-1/2" or 3" of K23 highly insulating firebrick with 3 adjusting screw clamps per section.



Brushed stainless steel spring hinge (on 23" & 28" diameter models) makes opening easy while still allowing lid to be supported while providing an unobstructed opening for easy loading. Safety pin prevents lid from closing while loading.



Firebrick is coated with a proprietary anti-dusting, hardening, and reflective coating.

Ceramic element terminals make element changes easy using a wrench.

A heavy 14 gauge full support solid stand with multiple bends for strength. Includes molded plastic feet protectors.

Full-view solid ceramic peephole plugs are 1" diameter non-tapered with heat-locked head. There is one for each section.

ELEMENT HOLDER SYSTEM

Patented hard ceramic element holders protect brick and elements from wear and loading damage. All-ceramic element connection block and hard holders makes changing elements easy.

DYNAMIC ZONE CONTROL

DynaTrol with 4 Easy-Fire programs (Slow Bisque, Fast Bisque, Slow Glaze, Fast Glaze), 6 Vary-Fire custom programs, PreHeat, Delay, Program & Segment Review, and Diagnostics. Zone control with 2 or

3 zones. Separate Type K 8 gauge thermocouples with ceramic protection tubes. Genesis touch screen control optional (see page 27).



SEPARATE PLUG-IN CONTROL PANEL

The Jupiter control panel is separate from the kiln. Keeps controls and relays cool. All sections plug into it. Hinged and removable for easy maintenance. On/off switch and control fuse included.

INSTRUCTIONS AND SUPPORT

Complete visual instructions with control reference, process information, assembly, troubleshooting, and parts list. Web videos show how to use the control. (hotkilns.com/videos)

Limited 3 year warranty. (hotkilns.com/warranty)

You can view all features of L&L Kilns at hotkilns.com/features

Options

FURNITURE KIT

Includes Cone 11 full shelves and half shelves as listed below plus a post kit which includes six each 1/2", 1", 2", 4", 6" and 8" high 1-1/2" square cordierite posts plus heat-resistant gloves. Prices below.



VENT-SURE DOWNDRAFT KILN VENT (PAGE 26)

Vent-Sure 130 CFM downdraft vent pulls air down to bottom of kiln to improve temperature uniformity and vent corrosive fumes. Bypass collection box mounted on kiln allows adjustment of venting. Fan motor, mounted away from the kilns, stays cool and no vibration transmitted to the kiln. See page 26.

Vent-Sure (120 volts) (M-V-VENT/00)\$570
Vent Doubler (M-V-VENT/DB)\$160
Vent Control (M-V-CNTL/00)\$165

VOLTAGE OPTIONS (PAGE 27)

240 or 208 volts, single or three phase, or international voltages. KW, amperage, and fuse size for each voltage below. No Charge except for 480 volts.

480 volts/3 phase (available only on JD2900 Series)\$785
NEMA 1 Panel (required for MET-us Listing)\$785

ELEMENT OPTIONS (PAGE 28)

Quad Element Option: Four rows of elements for each 9" kiln section. Maximum element life for constant high-firing. Prices below.

APM ElementsSee hotkilns.com/apm

ROLLING KILN STAND (PAGE 28)



L&L's rolling kiln stand features heavy gauge (14 ga) galvanized steel construction with multiple bends for extra strength, steel swivel locking casters, integrated vent collection box support, and guide rails for the kiln. Each size is fitted to the kiln. See page 28.

Rolling Stand for 8 Sided Kiln (A-J-18RL/00)\$325
Rolling Stand for 10 Sided Kiln (A-J-23RL/00).....\$360
Rolling Stand for 12 Sided Kiln (A-J-28RL/00).....\$395

CONTROL OPTIONS (PAGE 27)

Genesis Touch Screen Control (N-G-GENS/OP)\$140
KISS Computer Software (N-G-KISS/US)\$715
SSR Power Control for 2 Circuit Models.....\$975
SSR Power Control for 3 Circuit Models.....\$1275
SSR Power Control for 4 Circuit Models.....\$1525
SSR Power Control for 5 Circuit Models.....\$1800
SSR Power Control for 6 Circuit Models.....\$2100
Type S Platinum Thermocouples (T-G-SJUP/UG)\$260 each
Pyrocl metallic Thermocouples (T-G-E23M/UG)\$45 each
High Limit Back Up Control (N-G-PKHL/00)\$670
Back up Contactors Two-Section Kilns (N-G-BCJ2/00)\$180
Back up Contactors Three-Section Kilns (N-G-BCJ3/00).....\$235
Back up Contactors Four-Section Kilns (N-G-BCJ4/00).....\$290
Back up Contactors Five-Section Kilns (N-G-BCJ5/00)\$355

SEE PAGES 26-29 FOR THESE AND MORE OPTIONS


Model No.	Kiln Price	Powered Bottom	Furn Kit	Quad Elem	No. of Shelves F=full, H=half	Inside Diam	Inside Height	Cubic Feet	Cone Rating	240/1 KW~Amp~Fuse	240/3 KW~Amp~Fuse	208/1 KW~Amp~Fuse	208/3 KW~Amp~Fuse	Lbs Kiln	Lbs w/Kit
JD JUPITER KILNS WITH 2.5" BRICK															
JD18	\$2150	n/a	\$350	\$215	15.5" (1F, 4H)	17.5"	18"	2.6	10	5.5~23.0~30	5.5~19.9~30	5.5~26.5~30	5.5~23.0~30	200	245
JD18X	\$2975	n/a	\$390	\$300	15.5" (2F, 4H)	17.5"	27"	3.9	10	8.3~34.5~50	8.3~19.9~30	8.3~39.8~50	8.3~23.0~30	245	295
JD23V	\$2850	\$550	\$390	\$240	21" (1F, 4H)	23.5"	18"	4.7	5	7.0~29.3~40	7.0~25.4~40	6.1~29.3~40	6.1~25.4~40	275	350
JD230V	\$3525	\$550	\$485	\$370	21" (2F, 4H)	23.5"	27"	7.0	10	10.6~44.0~60	10.6~25.4~40	9.1~44.0~60	9.1~25.4~40	330	425
JD236V	\$4225	\$550	\$560	\$475	21" (3F, 4H)	23.5"	36"	9.4	10	14.1~58.6~80	14.1~38.1~50	12.2~58.6~80	12.2~38.1~50	360	455
JD245V	\$4975	\$550	\$650	\$600	21" (4F, 4H)	23.5"	45"	11.8	10	17.6~73.3~100	17.6~50.8~70	15.2~73.3~100	15.2~50.8~70	445	560
JD JUPITER KILNS WITH 3" BRICK															
JD18-3	\$2225	n/a	\$350	\$215	15" (1F, 4H)	16.5"	18"	2.5	10	5.5~23.0~30	5.5~19.9~30	5.5~26.5~30	5.5~23.0~30	230	280
JD18X-3	\$3100	n/a	\$390	\$300	15" (2F, 4H)	16.5"	27"	3.7	10	8.3~34.5~50	8.3~19.9~30	8.3~39.8~50	8.3~23.0~30	270	320
JD23V-3	\$2975	\$550	\$390	\$240	20" (1F, 4H)	22.5"	18"	4.5	5	7.0~29.3~40	7.0~25.4~40	6.1~29.3~40	6.1~25.4~40	315	340
JD230V-3	\$3700	\$550	\$485	\$370	20" (2F, 4H)	22.5"	27"	6.7	10	10.6~44.0~60	10.6~25.4~40	9.1~44.0~60	9.1~25.4~40	385	470
JD236V-3	\$4425	\$550	\$560	\$475	20" (3F, 4H)	22.5"	36"	8.9	10	14.1~58.6~80	14.1~38.1~50	12.2~58.6~80	12.2~38.1~50	460	545
JD245V-3	\$5225	\$550	\$650	\$600	20" (4F, 4H)	22.5"	45"	11.1	10	17.6~73.3~100	17.6~50.8~70	15.2~73.3~100	15.2~50.8~70	540	650
JD2918-3	\$4125	\$700	\$605	\$300	25.5" (6H)	28"	18"	6.8	5	9.1~38.0~50	9.1~32.9~50	8.3~40.0~50	8.3~34.6~50	380	480
JD2927-3	\$5150	\$700	\$740	\$420	25.5" (8H)	28"	27"	10.2	10	13.7~57.0~80	13.7~32.9~50	12.5~60.0~80	12.5~34.6~50	450	575
JD2936-3	\$6550	\$700	\$875	\$560	25.5" (10H)	28"	36"	13.6	10	18.2~76.0~100	18.2~49.3~70	16.6~80.0~100	16.6~52.0~70	565	715
JD2945-3	\$7750	\$700	\$1010	\$690	25.5" (12H)	28"	45"	17.0	10	22.8~95.0~125	22.8~65.8~90	20.8~100.0~125	20.8~69.3~90	645	820

Note About EZ Models: All the J2300 series are available with higher watts "EZ" elements (the same elements used in the e23T kilns) at no extra charge. See web and specification sheet for details.

Cone Rating: See above chart. **More:** See various Jupiter Automatic specification sheets at hotkilns.com/spec-jupiter-auto for additional information like shipping dimensions, electrical ratings, fuse sizes and wire connection sizes. **Power Hookup:** Plugs on kilns that have less than 48 amps, otherwise direct wired. For controls see hotkilns.com/dynatrol and hotkilns.com/zone.

PULL APART KILNS

For Sculpture and Large Structural
Ceramics



PULL-APART OPTION FOR SCULPTURE

Any Jupiter or DaVinci kiln can be made with the Pull-Apart Option.

Includes floor mount stand for control panel, lift off lid with extra handles but no hinge.

This option allows the entire kiln to be dismantled to make it easy to load large sculptural pieces. The kiln sections are unplugged and then taken off one at a time.

There is no charge for this option. However, If you want the "Easy-Lift, Easy-Load" spring hinge on the Jupiter Series there is a \$250 extra charge.

More at hotkilns.com/pull-apart-kilns



An example of a super large special DaVinci Pull-Apart kiln that is 42" square by 85" high

JH SERIES

Crystalline Glaze Kilns

This is the
"Thoroughbred"
of kilns. Designed
specifically for
Crystalline Glaze
firing - high, fast,
responsive and
precise.



Not
UL499
Listed

Features & Benefits

- Designed specifically for firing crystalline glaze with fast heat up, fast cool down to freeze crystals and the ability to soak without prematurely aging elements
- Cone 12 • 2400°F • 1315°C
- Includes 2-1/2" of K25 2500°F firebrick on sides and bottom with a 3" thick top
- Approximately 25% more power than base models
- Quad element holder system with super heavy-duty elements
- Type S platinum thermocouples included as standard
- DynaTrol with Dynamic Zone Control. (Optional Genesis touch screen control. See page 27).
- Includes other features that are standard on the base models
- Three-year Limited Warranty

Options

FURNITURE KIT

Cone 11 full shelves and half shelves as listed below plus a square post kit plus heat-resistant gloves. Prices below.

VENT-SURE DOWNDRAFT KILN VENT (PAGE 26)

Vent-Sure (120 volts) (M-V-VENT/00)	\$570
Vent Doubler (M-V-VENT/DB)	\$160
Vent Control (M-V-CNTL/00)	\$165

VOLTAGE, CONTROL AND ELEMENT OPTIONS (PAGE 27)

Voltage: Order 240 or 208 volts, single or three phase, or international voltages. KW, amperage, and fuse size for each voltage below. 480 volts is not available. No Charge for any voltage options.

Genesis Touch Screen Control (N-G-GENS/OP)	\$140
KISS Computer Software (N-G-KISS/US)	\$715
SSR Power Control for 2 Circuit Models.....	\$975
SSR Power Control for 3 Circuit Models.....	\$1275
High Limit Back Up Control (N-G-PKHL/00)	\$670
Back up Contactors Two-Section Kilns (N-G-BCJ2/00)	\$180
Back up Contactors Three-Section Kilns (N-G-BCJ3/00)	\$235
APM Elements	Prices below

SEE PAGES 26-29 FOR THESE AND MORE OPTIONS

A SPECIAL KILN DESIGNED JUST FOR CRYSTALLINE GLAZE FIRING

The JH kilns feature special higher temperature K25 firebrick for extra high cone 12 firing (and faster cool-down), extra power for fast heat up, "Quad" element configuration for extra element area, super heavy-duty thick elements to hold up to the special rigors of crystalline firing, minimal insulation to allow for fast cool down, and type S thermocouples for long life. Custom variations on the basic design such as more insulation, APM elements, more power and special sizes are available by special quote.

Note that the JD2927-JH uses a floor standing large DaVinci control panel and also includes a lid brace because of the 2.5" brick insulation.

Model No.	Kiln Price	APM Elements	Furn Kit	No. of Shelves F=full, H=half	Inside Diam	Inside Height	Cubic Feet	240/1 KW-Amp-Fuse	240/3 KW-Amp-Fuse	208/1 KW-Amp-Fuse	208/3 KW-Amp-Fuse	Lbs Kiln	Lbs w/Kit
JD18-JH	\$3200	\$680	\$350	15.5" (1F, 4H)	17.5"	18"	2.6	8.8~36.7~60	8.8~31.7~50	8.8~42.3~60	8.8~36.8~50	255	305
e23S-JH	\$3725	\$805	\$390	21" full (1F, 4H)	23.5"	18"	4.7	10.5~47.9~60	10.5~41.5~50	10.0~48.0~60	10.0~41.6~50	335	415
JD230-JH	\$5900	\$1200	\$485	21" full (2F, 4H)	23.5"	27"	7.0	13.7~57.0~80	13.7~32.9~50	12.5~60.0~80	12.5~34.7~50	410	510
JD2927-JH	\$7500	\$1250	\$740	25.5" (8H)	29"	27"	10.3	18.0~75.2~100	18.0~43.5~60	18.0~86.7~125	18.0~50.1~70	510	645

More: See hotkilns.com/spec-jh for additional information like shipping dimensions, electrical ratings, fuse sizes and wire connection sizes. For controls see hotkilns.com/dynatrol and hotkilns.com/zone. Plugs vary with model, voltage and phase. See Specification sheet.

Listings: These kilns are not UL499 Listed

DL SERIES

11"D x 9"H Test Kilns



Features & Benefits

The **DL Series** is a small test kiln available in 120, 208 or 240 volts and with either a One-Touch or DynaTrol program control. It has the full range of premium L&L features such as hard ceramic element holders, Type K 8 gauge thermocouple with ceramic protection tube, full support 14 gauge aluminized steel stand, solid peephole plug with full 1" view, proprietary reflective brick coating that protects brick and minimizes dusting, and three-year limited warranty. Now features 3" Top & bottom.

Specifications

Temperature: (See below)

Cubic Feet: 0.5

Inside Diameter: 11" **Inside Height:** 9"

Outside Dimensions: 24" W x 21" D x 40" H

More: See hotkilns.com/spec-doll for additional information like shipping dimensions, electrical ratings, fuse sizes and wire connection sizes.

NOTE: The 240 or 208 volt versions are highly recommended for high fire applications.

Options

Furniture Kit: Includes two 9" diameter full shelves and four each of 1/2", 1", 1-1/2", 2", 2-1/2", 3" and 4" triangular posts.

Controls: Choice of DynaTrol, Genesis touch screen control, or One-Touch Control (see below for prices and see opposite page for description of the controls).

Quad Element System (watts & amps do not change - there are four rows of elements with Quad system). Prices below.

APM Elements: See hotkilns.com/apm

Model No.	Kiln Price	Furn Kit	Quad Elements	Temperature Control	Cone Rating	Watts	Amps	Volts	Fuse	Plug	Lbs Kiln	Lbs w/Kit
DL11-DB	\$1275	\$140	\$200	One-Touch	5	1800	15	120	20	5-15	145	170
DLH11-DB	\$1275	\$140	\$200	One-Touch	6	2160	18	120	25	5-20	145	170
DL11-D	\$1425	\$140	\$200	DynaTrol	5	1800	15	120	20	5-15	145	170
DLH11-D	\$1425	\$140	\$200	DynaTrol	6	2160	18	120	25	5-20	145	170
DLH11-DXB-240	\$1275	\$140	\$200	One-Touch	10	2800	11.7	240	15	14-30	145	170
DLH11-DXB-208	\$1275	\$140	\$200	One-Touch	10	2800	13.5	208	20	14-30	145	170
DLH11-DX-240	\$1425	\$140	\$200	DynaTrol	10	2800	11.7	240	15	14-30	145	170
DLH11-DX-208	\$1425	\$140	\$200	DynaTrol	10	2800	13.5	208	20	14-30	145	170

Listings: Listings: cMET-us listed to UL499.

FUEGO

13.5"D x 18"H

20 Amp

Cone 10

Craft Kilns



Features & Benefits

The Fuego kiln has been used for years internationally and is now offered in the USA with even more power for faster heat up and longer element life.

The Fuego Craft Kiln reaches Cone 10 with power to spare. This ideally sized home craft kiln uses a minimal 240 volt 20 amp circuit. Includes simple One-Touch program control (or optional DynaTrol). Great for apartments or houses with smaller power systems.

L&L Premium Features: hard ceramic element holders, Type K 8 gauge thermocouple with ceramic protection tube (single zone), full support 14 gauge aluminized steel stand, two solid peephole plugs with full 1" view, proprietary reflective brick coating that protects brick and minimizes dusting, and three-year limited warranty.

Special Features: Brick thickness is 3" and also includes a layer of non-RCF fiber between the stainless steel case and firebrick for extra insulation, a door shut-off switch for the elements, and an extra peephole plug in the top for manual venting.

Specifications

Temperature: 2350°F, Cone 10

Cubic Feet: 1.5

Inside Diameter: 13.5" **Inside Height:** 18"

Outside Dimensions: 23" W x 27" D x 51" H

Options

Furniture Kit: Includes three 12" diameter full shelves and four each of 1", 2", 4" and 6" triangular posts.

240, 220 or 208 single phase are all standard options. 3 phase not available. No Charge for any voltage options.

Quad Element System (watts & amps do not change - elements doubled & more massive with Quad system). Prices below.

APM Elements: See hotkilns.com/apm



ONE-TOUCH CONTROL

One touch and you are ready to fire your bisque and glaze programs (It is easy to adjust simple parameters like cone, delay, hold, heat-up and cool-down rates). You can even create four custom ramp/hold programs. hotkilns.com/one-touch

Model No.	Kiln Price	Furn Kit	Quad Elem	International Version	Inside Diam	Inside Height	Cubic Feet	Exterior Dimensions	240V KW~Amp~Fuse	208V KW~Amp~Fuse	Ship Lbs	Lbs w/Kit
F1418-3	\$1700	\$160	\$250	\$1725	13.5"	18"	1.5	23W x 51H x 27D	3.8~16~20	3.8~18.5~25	150	175

More: See hotkilns.com/spec-fuego-usa for additional information like shipping dimensions, electrical ratings, fuse sizes and wire connection sizes. **Listings:** cMET-us listed to UL499.

LIBERTY-BELLE

16.5 or 17.5"D x 18"H

2.5 Cubic Feet

Plugs into Dryer Outlet

The perfect craft kiln and great for people who need to stay portable. The 12 foot cord plugs into your 30 amp dryer outlet!



Features & Benefits

This kiln is designed for the home. Sized at 2.5 cubic feet (16-1/2" diameter by 18" high) it features the intuitive One-Touch™ control, 3" of energy saving brick, a 12 foot long cord that plugs into a 30 amp dryer outlet, sectional construction for easy set up, cone 10 operation, fast heat up, ceramic element holders for durability and many other features. Easy to use and easy to move.

■ One-Touch™ Intuitive Kiln Control



Easily fire bisque and glaze programs (easy to adjust cone, delay, hold, heat-up and cool-down rates). Or create 4 custom ramp/hold programs. hotkilns.com/one-touch

- 12 foot long cord with Nema 14-30 dryer type plug
- Cone 10 • 2350°F • 1290°C
- Hard ceramic element holders
- Full support 14 gauge aluminized steel stand
- Solid peephole plugs with full 1" view
- Proprietary reflective brick coating
- c-MET-us listed to UL499 standards
- Three-year Limited Warranty

Options

Furniture Kit: Includes Cone 11 shelves. One full round and four half round shelves as listed above plus four each of 1", 2", 4" and 6" triangular posts. Prices below.

240, 220 or 208 single phase are all standard options. 3 phase not available. No Charge for any voltage options.

Quad Element System (watts & amps do not change - elements doubled & more massive with Quad system). Prices below.

Vent-Sure Vent 120 Volt. (Page 26).....\$570
(NOTE: The vent control is not available on this kiln)

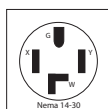
ROLLING STAND

Rolling stand with locking casters (see page 28).....\$325

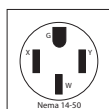
PLUG & CORD OPTIONS

Standard Nema 12 foot long 14-30 plug can be changed by customer to NEMA 14-50 (hardware is included to do this).

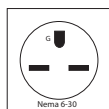
A 12 foot NEMA 6-30 plug, NEMA 15-50 or 6-50, NEMA 10-30 or NEMA 10-50 plug is available for prices below. A 6 foot long 6-50 plug available at no charge. All plugs can be changed in the field.




Standard



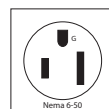
Standard



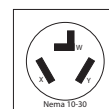
No charge



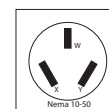
\$75



\$75



\$75



\$75

Model No.	Kiln Price	Furn Kit	Quad Elem	No. of Shelves F=full, H=half	Brick Thick	Inside Diam	Inside Height	Cubic Feet	Exterior Dimensions	240V KW~Amp~Fuse	208V KW~Amp~Fuse	Ship Lbs	Lbs w/Kit
LB18	\$1900	\$205	\$215	15.5" (1F, 4H)	2.5"	17.5"	18"	2.6	27W x 54H x 29D	5.7~23.9~30	5.0~23.9~30	215	260
LB18-3	\$1950	\$205	\$215	15" (1F, 4H)	3"	16.5"	18"	2.5	27W x 54H x 29D	5.7~23.9~30	5.0~23.9~30	230	275

More: See hotkilns.com/spec-liberty-belle for additional information like shipping dimensions, electrical ratings, fuse sizes and wire connection sizes. **Listings:** cMET-us listed to UL499.

EASY-FIRE XT

Square Kilns with Easy-Fire Control Panel



Features & Benefits

- DynaTrol Dynamic Three Zone Control (Genesis touch screen control optional. See page 27).
- 4 Easy-Fire plus 6 Custom Programs
- Hard Ceramic Element Holders
- Cone 10 • 2350°F • 1290°C
- Full-View Solid Peephole Plugs
- Stainless Spring Hinge - Wide Open for Easy Loading
- Full-Support Heavy-Duty 14 Gauge Aluminized Stand
- Fold Down Angled Panel for Easy Maintenance
- Same square body shape used in our DaVinci Series with strong arched sides with extra space added to interior dimensions for good air circulation
- 6-50 or 15-50 plug on most models (some are direct wired - see specification sheet)
- Three-year Limited Warranty

Options

Furniture Kit: Includes Cone 11 full shelves and half shelves as listed below plus a square post kit which includes six each 1/2", 1", 2", 4", 6" and 8" high 1-1/2" square cordierite posts plus heat-resistant gloves. Prices below.

Vent-Sure (120 volts) (M-V-VENT/00)\$570
 Vent Doubler (M-V-VENT/DB)\$160
 Vent Control (M-V-CNTL/00)\$165

Voltage Options: Order 240 or 208 volts, single or three phase, or international voltages. KW, amperage, and fuse size for each voltage below. 480 volts is not available. No Charge for any voltage options.

CONTROL OPTIONS

Genesis Touch Screen Control (N-G-GENS/OP)\$140
 KISS Computer Software (N-G-KISS/US)\$715
 SSR Power Control for 2 Circuit Models.....\$975
 SSR Power Control for 3 Circuit Models.....\$1275
 High Limit Back Up Control (N-G-PKHL/00)\$670
 Back up Contactors Two-Section Kilns (N-G-BCJ2/00)\$180
 Back up Contactors Three-Section Kilns (N-G-BCJ3/00).....\$235
 Type S Platinum Thermocouples (T-G-SJUP/UG) \$260 each
 Pyrocl metallic Thermocouples (T-G-E23M/UG) \$45 each

ELEMENT OPTIONS (PAGE 28)

Quad Element Option: Four rows of elements for each 9" kiln section. Maximum element life for constant high-firing. Pricing below.

APM ElementsSee hotkilns.com/apm

SEE PAGES 26-29 FOR THESE AND MORE OPTIONS

Model No.	Kiln Price	Furn Kit	Quad Elem	Shelves in Furn Kit	Inside W x D	Inside Height	Cubic Feet	External Dimensions	Stand KW	240/1 Amp-Fuse	240/3 Amp-Fuse	208/1 Amp-Fuse	208/3 Amp-Fuse	Lbs Kiln	Lbs w/Kit
E2318-XT	\$4200	\$415	\$310	(4) 20" x 10"	22" Square	18"	5.0	40W x 32H x 18D	9.5	39.4~50	34.1~50	45.5~60	39.4~50	325	550
E2327-XT	\$4750	\$530	\$430	(6) 20" x 10"	22" Square	27"	8.1	40W x 41H x 42D	11.5	48.8~60	27.1~40	48.0~60*	32.0~40	400	665

Furniture Kit: Includes Cone 11 shelves listed above plus Large Square Post Kit and insulated gloves for unloading.

Cone Rating: All e2318-XT kilns are Cone 10. All e2327-XT kilns are cone 10 except the 208 volt, single phase version which only has 10 KW because of the 48 amp limitation. All models have cords. **Listings:** cMET-us listed to UL499.

DAVINCI KILNS

Square & Rectangular Top-Loading Kilns

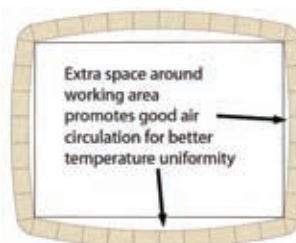
This is L&L's classic production kiln. Also great for Universities and high volume High School programs.



- DynaTrol with Dynamic Zone Control (2 zones in 18" high models, 3 zone in all other models)
- Cone 10 • 2350°F • 1290°C (All models)
- Counterbalanced Lid with springs inside of tubes
- Safety Latches for Lid
- Welded angle-iron powder-coated stand and hinge
- 3" brick with all brick construction (including lid)
- Strong arched sides with extra space added to interior dimensions for good air circulation
- Three elements per 9" section
- Ceramic Element Terminals
- Hard ceramic element holders
- Plug in kiln sections (except 480 volt models)
- Floor mounted control panel (except for X2300 series)
- c-MET-us listed to UL499 Standards

Features & Benefits

CONSTRUCTION



Sectional: Made of 9" high sections with a reversible bottom. The case is stainless steel wrapped around 3" of K23 highly insulating firebrick with 3 adjusting screw clamps per section.

Strong arched sides with extra space added to interior dimensions for good air circulation.

Spring-hinged counterbalanced top. Safety latch prevents lid from closing while loading. Design allows extra sections to be added and adjusted.

Firebrick is coated with a proprietary anti-dusting, hardening, & reflective coating.

Full-view solid ceramic peephole plugs are 1" diameter non-tapered with heat-locked head. There is one for each section.



ELEMENT HOLDER SYSTEM

Patented hard ceramic element holders protect brick and elements from wear and loading damage. All-ceramic element connection block and hard holders makes changing elements easy.

DYNAMIC ZONE CONTROL

DynaTrol with 4 Easy-Fire programs (Slow Bisque, Fast Bisque, Slow Glaze, Fast Glaze), 6 Vary-Fire custom programs, PreHeat, Delay, Program & Segment Review, and Diagnostics. Zone control with 2 or 3 zones. Separate Type K 8 gauge thermocouples with ceramic protection tubes. Genesis touch screen control optional (see page 27).



FLOOR STANDING PANEL

All controls and components are mounted in a separate control box mounted on the floor away from the kiln. Branch fused and neatly laid out circuits. On/off switch and control fuse included.

INSTRUCTIONS AND SUPPORT

Complete visual instructions with control reference, process information, assembly, troubleshooting, and parts list. Web videos show how to use the control. (hotkilns.com/videos)

Limited 3 year warranty. (hotkilns.com/warranty)

You can view all features of L&L Kilns at hotkilns.com/features

Options

FURNITURE KIT

Includes Cone 11 shelves as listed below plus one to three post kits which includes six each 1/2", 1", 2", 4", 6" and 8" high 1-1/2" square cordierite posts plus heat-resistant gloves. Prices below.



CONTROL OPTIONS (PAGE 27)

Genesis Touch Screen Control (N-G-GENS/OP)	\$140
KISS Computer Software (N-G-KISS/US)	\$715
SSR Power Control for 2 Circuit Models.....	\$975
SSR Power Control for 3 Circuit Models.....	\$1275
SSR Power Control for 4 Circuit Models.....	\$1525
SSR Power Control for 5 Circuit Models.....	\$1800
SSR Power Control for 6 Circuit Models.....	\$2100
Type S Platinum Thermocouples (T-G-SJUP/UG)	\$260 each
Pyrocil metallic Thermocouples (T-G-E23M/UG)	\$45 each
High Limit Back Up Control (N-G-PKHL/00)	\$670
Back up Contactors Two-Section Kilns (N-G-BCX2/00).....	\$410
Back up Contactors Three-Section Kilns (N-G-BCX3/00) ...	\$500
Back up Contactors Four-Section Kilns (N-G-BCX4/00)	\$580
Back up Contactors Five-Section Kilns (N-G-BCX5/00).....	\$670

VENT OPTIONS

Vent-Sure (120 volts) (M-V-VENT/00)	\$570
Vent Doubler (M-V-VENT/DB)	\$160
Vent Control (M-V-CNTL/00)	\$165

VOLTAGE & POWER OPTIONS (PAGE 27)

XB and TB elements, which have a higher KW rating, are available on the 27", 36" and 45" high DaVinci kilns.

High Power OptionSee High Power prices below.

240 or 208 volts, single or three phase, or international voltages. KW, amperage, and fuse size for each voltage below. No Charge except for 480 volts. See page 27 for 480 volt description.

480 volts/3 phase	\$785
NEMA 1 Panel (required for MET-us Listing)	\$785

CERAMIC FIBER LIDS

The lid firebrick is replaced with ceramic fiber modules mounted to a metal welded frame. 2600°F ceramic fiber is folded and formed into 4" thick modules that have an alloy support system inside. The internal support of the module is stud-welded to a metal frame that matches the normal metal frame that



we use in the firebrick lid. These lids will never crack or spall. The ceramic fiber is rated in temperature higher than the kiln rating so there is no concern about shrinkage of the fiber.

These fiber lids are available as either new equipment or as retrofit kits to fit older kilns. hotkilns.com/fiber-lid

T2300 Fiber Lid for a new kiln (P-T-23FB/NW)	\$1,375
T3400 Fiber Lid for a new kiln (P-T-34FB/NW)	\$1,500
X3200 Fiber Lid for a new kiln (P-X-32FB/NW)	\$1,275

SEE PAGES 26-29 FOR THESE AND MORE OPTIONS

Model No.	Kiln Price	Power Botm	High Power	Furn Kit	Quad Elem	Shelves in Furn Kit	Post Kits	Inside W x D	Inside Height	Inside Cubic Feet	External Dimensions	Stand KW	High KW	240/1 Fuse	240/3 Fuse	208/1 Fuse	208/3 Fuse	Lbs Kiln	Lbs w/Kit
XB2318-D	\$5425	n/a	n/a	\$415	\$300	(4) 20" x 10"	(1)	22" Square	18"	5.0	43W x 74H x 41D	8.9	n/a	50	40	60	50	555	625
X2327-D	\$6000	n/a	\$50	\$530	\$420	(6) 20" x 10"	(1)	22" Square	27"	8.1	43W x 87H x 41D	11.7	13.4	60	40	70	40	640	730
X2336-D	\$6850	n/a	\$90	\$805	\$560	(8) 20" x 10"	(2)	22" Square	36"	10.8	43W x 96H x 41D	15.6	17.9	80	60	90	60	800	915
X2345-D	\$7525	n/a	\$125	\$910	\$690	(10) 20" x 10"	(2)	22" Square	45"	13.5	43W x 105H x 41D	19.5	22.3	100	40	125	80	920	1055
XB2818-D	\$6400	\$860	n/a	\$450	\$330	(4) 23" x 11.5"	(1)	26.5" Square	18"	7.8	59W x 74H x 46D	11.6	n/a	60	60	70	60	800	915
X2827-D	\$7700	\$860	\$70	\$585	\$475	(6) 23" x 11.5"	(1)	26.5" Square	27"	11.7	59W x 84H x 46D	14.9	17.4	80	50	90	60	825	930
X2836-D	\$8625	\$860	\$115	\$910	\$625	(8) 23" x 11.5"	(2)	26.5" Square	36"	15.6	59W x 93H x 46D	19.9	23.2	100	70	125	80	910	1045
X2845-D	\$9500	\$860	\$145	\$1050	\$815	(10) 23" x 11.5"	(2)	26.5" Square	45"	19.5	59W x 102H x 46D	24.9	29.0	125	90	150	100	1045	1205
XB3218-D	\$7325	\$1035	n/a	\$550	\$395	(4) 28" x 14"	(1)	30.5" Square	18"	10.0	63W x 74H x 51D	14.2	n/a	80	70	90	80	800	915
X3227-D	\$8575	\$1035	\$140	\$725	\$600	(6) 28" x 14"	(1)	30.5" Square	27"	15.0	63W x 84H x 51D	18.0	21.3	100	60	125	70	1020	1170
X3236-D	\$9750	\$1035	\$160	\$1075	\$815	(8) 28" x 14"	(2)	30.5" Square	36"	20.0	63W x 93H x 51D	24.4	28.4	125	80	150	100	1120	1310
X3245-D	\$10,800	\$1035	\$210	\$1250	\$990	(10) 28" x 14"	(2)	30.5" Square	45"	25.0	63W x 102H x 51D	30.5	35.5	175	125	200	125	1265	1495
TB2318-D	\$7250	\$1190	n/a	\$565	\$395	(6) 22" x 11"	(1)	26.5" x 34.75"	18"	9.7	68W x 72H x 47D	15.3	n/a	80	70	100	80	905	1005
T2327-D	\$8475	\$1190	\$145	\$765	\$600	(9) 22" x 11"	(1)	26.5" x 34.75"	27"	14.6	68W x 84H x 47D	19.5	23.0	100	60	125	70	1035	1170
T2336-D	\$9325	\$1190	\$165	\$1125	\$815	(12) 22" x 11"	(2)	26.5" x 34.75"	36"	19.4	68W x 93H x 47D	26.0	30.7	125	90	150	100	1135	1315
T2345-D	\$10,500	\$1190	\$220	\$1325	\$990	(15) 22" x 11"	(2)	26.5" x 34.75"	45"	24.3	68W x 102H x 47D	32.5	38.4	175	125	200	125	1285	1500
TB3418-D	\$7800	\$1415	n/a	\$875	\$475	(6) 28" x 14"	(2)	30.5" x 43.5"	18"	13.8	76W x 72H x 53D	19.9	n/a	100	90	125	100	1065	1215
T3427-D	\$9150	\$1415	\$155	\$1150	\$720	(9) 28" x 14"	(2)	30.5" x 43.5"	27"	20.7	76W x 84H x 53D	24.9	36.5	125	80	150	90	1215	1420
T3436-D	\$10,575	\$1415	\$220	\$1400	\$960	(12) 28" x 14"	(2)	30.5" x 43.5"	36"	27.6	76W x 93H x 53D	33.3	39.9	175	125	200	125	1340	1615
T3445-D	\$12,450	\$1415	\$240	\$1950	\$1200	(15) 28" x 14"	(3)	30.5" x 43.5"	45"	34.5	76W x 102H x 53D	41.6	49.8	200	150	225	175	1505	1840

More: See various DaVinci specification sheets at hotkilns.com/spec-davinci for additional information like shipping dimensions, electrical ratings, fuse sizes and wire connection sizes. **Power Hookup:** Direct wired - no plugs. For controls see hotkilns.com/dynatrol and hotkilns.com/zone. **UL499:** Listed by MET to UL499 Standards.

Crating: Protected with wood crate and foam-in-place packaging for shipment by Common Carrier. Depending on the model there are either two or three crates. Some smaller models can ship in skidded cartons.

eFL SERIES KILNS

Front-Loading Kilns



- Front-Loading
- Arched Sides and Top (like DaVinci Kilns)
- Heat-balanced Insulation
- DynaTrol Dynamic Three Zone Control
- 4 Easy-Fire plus 6 Custom Programs
- Hard Ceramic Element Holders
- Cone 10 • 2350°F • 1290°C
- Full-View Solid Peephole Plug
- Fold Down Panel for Easy Maintenance
- Door Switch
- Optional Casters for all models except the eFL2635
- Installation Videos (hotkilns-unpack-efl)
- c-MET-us listed

Features & Benefits

CONSTRUCTION

Door: Horizontal swing door. Heavy-gauge metal case with easily changed brick section. Hinge is adjustable in two planes. Includes extra insulation, and easy-to-use toggle clamps. The entire door is removable and swings 180 degrees to the case for easy moving of the kiln through doors.

Stand: Heavy gauge stand with two shelves. Levelling bolts and anchor holes included. Stand comes assembled in the US and Canada but can be disassembled for compact air shipment.

Construction: Stainless steel wrapped around brick clamped with adjustable screw clamps. Sides and top are arched for super-strength.

Assembly: Door is easily removable. All models fit through a 31" wide by 75" high door. Stand is removable.

Insulation: 3" K23 firebrick. Extra 1" of microporus super backup insulation on door to balance heat distribution.

Brick Coating: Proprietary reflective brick coating included. This helps firebrick stay strong on the surface and helps prevent dusting.

Door Element Safety Switch: Honeywell limit switch turns power off to elements when the door is open. Included as standard equipment.

Peephole Plug: One solid ceramic plug with heat-locked head. 1" diameter full-view non-tapered. Located in door center.

Safety Floor Mounts: Large metal brackets help stabilize kiln.

ELEMENT HOLDER SYSTEM

Element Holder: Patented hard ceramic element holders protect brick and elements from wear and loading damage.

Element Design: Quad heavy-duty elements on sides and back. Low watt density for long life.

Element Connections: Proprietary all-ceramic element connection block makes changing elements easy.

DYNATROL ZONE CONTROL IN PIGGY-BACKED COOL-FIRE CONTROL PANEL

Uses the Easy-Fire Control panel (see page 4)

INSTRUCTIONS AND SUPPORT

Complete visual instructions. Web videos show how to use the control. (hotkilns.com/videos)

Engineered system for removing and installing door and moving kiln off of pallet.

Limited 3 year warranty. (hotkilns.com/warranty)

Options

Furniture/Shelves Kit: Shelves are cone 11 high alumina shelves. Each post kit includes six each 1/2", 1", 2" 4", 6" and 8" high 1-1/2" square cordierite posts. All furniture kits include heat-resistant gloves. See below for pricing.

VENT-SURE DOWNDRAFT KILN VENT

Vent-Sure (120 volts) (M-V-VENT/00)	\$570
Vent Doubler (M-V-VENT/DB)	\$160
Vent Control (M-V-CNTL/00)	\$165

This kiln comes with a special bypass collection box with a long tube protruding from the back of the kiln base.

SEE PAGES 26-29 FOR THESE AND MORE OPTIONS

Genesis control, KISS software, vent options and more.

VOLTAGE OPTIONS

Order 240 or 208 volts, single or three phase, or international voltages. KW, amperage, and fuse size for each voltage below. 480 volts is not available. No Charge for any voltage options.

CONTROL OPTIONS

Genesis Touch Screen Control (N-G-GENS/OP)	\$140
KISS Computer Software (N-G-KISS/US)	\$715
SSR Power Control for 2 Circuit Models.....	\$975
SSR Power Control for 3 Circuit Models.....	\$1275
SSR Power Control for 4 Circuit Models.....	\$1525
High Limit Back Up Control (N-G-PKHL/00)	\$670
Back up Contactors Two-Section Kilns (N-G-BCJ2/00)	\$180
Back up Contactors Three-Section Kilns (N-G-BCJ3/00).....	\$235
Back up Contactors Four-Section Kilns (N-G-BCJ4/00).....	\$290
Type S Platinum Thermocouples (T-G-SJUP/UG)	\$260 each
Pyroclil metallic Thermocouples (T-G-E23M/UG)	\$45 each

OPTIONAL ROLLING CASTER SYSTEM

Locking Swivel Casters (S-C-CAST/KT).....	\$500
---	-------

(Not available on the eFL2635)

Microporous Super Insulating Back up insulation on door to balance heat load for better uniformity.

Strong adjustable door with easy-to-use toggle clamps.

Glazed Ceramic Handle stays cool.

Shelves for storage

Stainless Steel Case with Adjustable hose clamps

Piggy-backed Easy-Fire control panel makes maintenance and troubleshooting simple and safe.

Bolt on Floor Mounting Brackets included for stability. **Optional Locking Casters** can be added anytime. (Not available on eFL2635)

Model Number	Kiln Price	Furn Kit	Number of Shelves	Cubic Feet	Hearth Height	Inside Dimensions	Exterior Dimensions	240/1 KW~Amp~Fuse	240/3 KW~Amp~Fuse	208/1 KW~Amp~Fuse	208/3 KW~Amp~Fuse	Lbs Kiln	Lbs w/Kit
eFL1616	\$4300	\$330	(2) 14"x 24"	4.0	40"	17W x 16H x 26D	36W x 54H x 39D	9.0~37.5~50	9.0~32.5~50	9.0~43.3~60	9.0~37.5~50	545	610
eFL1626	\$5300	\$490	(3) 14"x 24"	6.6	40"	17W x 26H x 26D	36W x 63H x 39D	11.5~48.0~60	12.5~30.1~40	10.0~48.0~60*	12.5~34.7~50	645	725
eFL2026	\$5900	\$575	(6) 10"x 24"	8.6	40"	22W x 26H x 26D	41W x 63H x 39D	13.3~55.4~70	13.3~32.0~40	13.3~64.0~80	13.3~36.9~50	700	800
eFL2626	\$6600	\$685	(6) 12"x 24"	10.2	40"	26W x 26H x 26D	45W x 63H x 39D	15.4~64.0~80	15.4~37.0~50	15.4~73.9~100	15.4~42.6~60	765	885
eFL2635	\$7800	\$820	(8) 12"x 24"	13.7	32"	26W x 35H x 26D	45W x 72H x 39D	19.2~80.0~100	19.2~52.9~70	19.2~92.3~125	19.2~61.1~80	895	865

All models are rated to Cone 10 except the 208 volt single phase eFL1626 which is rated to Cone 5. * A special model eFL1626-208-X is rated at Cone 10 but has 56.0 amps with a 70 amp fuse and is wired direct. **Plugs on US Models only:** 6-50 on single phase and 15-50 on three phase for all eFL1616 models, all eFL1626 models except the special eFL1626-208-X, 3 phase eFL2026, and 3 phase eFL2626. All other models are direct wired. **More:** See eFL Specification Sheets at hotkilns.com/spec-eFl for shipping dimensions, electrical ratings, fuse and wire sizes. **Listings:** cMET-us listed to UL499. Add 14 lbs for vent option. Add 35 lbs for caster option.

EASY-LOAD KILNS

Professional Front-Loading Kilns



This medium-sized front-loading kiln has elements in the door, gasketed door with plug heat lock, 4-1/2" arched brick roof, door shut-off switch, removable stand, separated cool-firing control panel, powder-coated heavy fabricated case and more.



Woven tadpole fiberglass door gasket for superior door seal



4-1/2" thick K25 Full Arch for extra strength



Door Elements for Even Heating

Features & Benefits for Easy-Load

- Adjustable door with plug seal and fiberglass tadpole gasket for tight seal
- Heavy 12 and 10 gauge welded powder-coated case with stand and leveling pads
- Extra-tough High Temperature 2500°F 4-1/2" firebrick arch. Other insulation is 3" of K23 brick with 2" of mineral wool backup insulation
- Elements on door, sides and back for even firing
- Door power safety shut-off switch
- Hard ceramic element holders
- DynaTrol with Dynamic Zone Control (2 zones for EL2424-H, 3 zones for all others). (Optional Genesis touch screen control. See page 27).
- Type K 8 gauge thermocouples with ceramic protection tubes
- Control panel mounted with air space between it and the case
- Branch fusing in control panel
- Solid peephole plugs with full 1" view in the door (2 for EL2424H, 3 for all others)
- Proprietary reflective brick coating that protects brick and minimizes dusting
- MET-us listed to UL499 standards



Thick Powder-Coated Steel Case



Welded Stand (can be removed on Hercules kilns). Move by pallet jack from all four sides.



Safety Door Switch shuts off power when door is opened.

MANUAL VENTILATION AND COOLING SYSTEM

There is a 2-3/4" by 1-7/8" brick plug on the top of the kiln and a sliding damper on the bottom to allow you to introduce cool air into the kiln without opening the door. (Note: this is not meant to replace the recommended Vent-Sure downdraft vent system).

Model No.	Furn Price	Inside Kit	Inside Dimensions	Cubic Feet	Hearth Size	Shelves in Furn Kit	Hearth Height	KW	240/1 Amp-Fuse	240/3 Amp-Fuse	208/1 Amp-Fuse	208/3 Amp-Fuse	480/3 Amp-Fuse	Lbs Kiln	Lbs w/Kit
EL2424	\$9900	\$415	25W x 25D x 24H	8	22" x 22"	(4) 11" x 22"	30"	15.0	63.0~80	55.0~70	73.0~100	63.0~80	28.0~40	1075	1250
EL2427	\$10,850	\$540	25W x 25D x 27H	9	22" x 22"	(6) 11" x 22"	30"	15.0	68.8~90	39.6~50	79.3~100	45.7~60	19.8~25	1200	1450

Furniture Kit: Includes the Cone 11 shelves listed above plus the Large Square Post Kit and insulated gloves for unloading. **More:** See hotkilns.com/spec-hercules for additional information like shipping dimensions, electrical ratings, fuse sizes and wire connection sizes.

Power Hookup: Direct wired. For controls see hotkilns.com/dynatrol and hotkilns.com/zone. **UL499:** Listed by MET to UL499 Standards.

EASY-LOAD KILNS

Professional Front-Loading Kilns



Big, strong, well-built - if you need a large front-loading kiln we have it. L&L has been building front-loading kilns for over 65 years. Includes the same features as the Hercules.



These are excellent kilns for large studios, universities, and advanced high schools as well as for industrial applications. This is a fully loaded EL2436.

Options for Easy-Load Kilns

FURNITURE KIT

Includes Cone 11 full shelves and half shelves as listed below plus a post kit which includes six each 1/2", 1", 2" 4", 6" and 8" high 1-1/2" square cordierite posts plus heat-resistant gloves. Prices below.

VENT-SURE DOWNDRAFT KILN VENT (PAGE 26)

Vent-Sure (120 volts) (M-V-VENT/00)\$570
Vent Doubler (M-V-VENT/DB)\$160
Vent Control (M-V-CNTL/00)\$165

SPECIAL HINGE MOUNTING

Hinge mounted on right. Note: Control panel stays on the right-hand side. (Allow 4 weeks extra production time).....\$1100

POWERED BOTTOM

Powered Bottom for any model\$1500

CONTROL OPTIONS (PAGE 27)

Genesis Touch Screen Control (N-G-GENS/OP)\$140
KISS Computer Software (N-G-KISS/US)\$715
SSR Power Control for 2 Circuit Models.....\$975
SSR Power Control for 3 Circuit Models.....\$1275
Type S Platinum Thermocouples (T-G-SJUP/UG)\$260 each
Pyrocl metallic Thermocouples (T-G-E23M/UG)\$45 each
High Limit Back Up Control (N-G-PKHL/00)\$670
Back up Contactors EL2424 (N-G-BCE2/00).....\$410
Back up Contactors (All other models) (N-G-BCE3/00)\$500

VOLTAGE OPTIONS (PAGE 27)

240 or 208 volts, single or three phase, or international voltages. KW, amperage, and fuse size for each voltage below. No Charge except for 480 volts.

480 volts/3 phase\$785
NEMA 1 Panel (required for MET-us Listing)\$785

Model No.	Price	Furn Kit	Inside Dimensions	Cubic Feet	Hearth Size	Shelves in Furn Kit	Hearth Height	KW	240/1 Amp-Fuse	240/3 Amp-Fuse	208/1 Amp-Fuse	208/3 Amp-Fuse	480/3 Amp-Fuse	Lbs Kiln	Lbs w/Kit
EL2436	\$15,925	\$835	25W x 25D x 36H	12	22" x 22"	(8) 11" x 22"	29"	19.0	80.0~100	46.0~60	92.0~125	53.0~70	24.0~30	1350	1500
EL2448	\$19,425	\$960	25W x 25D x 48H	16	22" x 22"	(10) 11" x 22"	18"	24.2	101.0~125	59.0~80	117.0~150	68.0~90	30.0~40	1500	1750
EL2848	\$20,850	\$1275	31W x 25D x 48H	20	28" x 24"	(12) 14" x 24"	18"	27.0	113.0~150	66.0~90	130.0~175	75.0~100	33.0~50	1750	2000
EL3048	\$24,150	\$1325	31W x 31D x 48H	25	28" x 28"	(12) 14" x 28"	18"	31.5	132.0~175	76.0~100	152.0~200	88.0~125	39.0~50	2000	2300

Furniture Kit: Includes Cone 11 shelves listed above plus 2 Large Square Post Kits and insulated gloves for unloading. **More:** See hotkilns.com/spec-easy-load for additional information like shipping dimensions, electrical ratings, fuse sizes and wire connection sizes. **Power Hookup:** Direct wired. For controls see hotkilns.com/dynatrol and hotkilns.com/zone. **UL499:** Listed by MET to UL499 Standards.

Shipping & Moving: All the kilns except the EL3048 will go through a 34-1/2" wide by 75" high door. The EL3048 needs a minimum door size of 40-1/2" wide by 76" high. All Easy-Load and Hercules kilns can be moved with a pallet-jack from any side. Crated with interior support and air-cushion skids. Shipping by air-ride truck. Fill out installation checklist prior to order: hotkilns.com/front-load-checklist.

DAVINCI BELL-LIFT KILNS



Features & Benefits

Availability: DaVinci X3200-D & T3400-D Kiln Series. Also a special version exists for much larger kilns (TB644754-D).

Application: A common complaint concerning top loading kilns, the larger ones in particular, is that it is difficult to load them. This is especially true for larger pieces, and in a production environment this labor intensive job can become very expensive over time. Moreover, some people simply aren't capable of doing this strenuous and heavy lifting. Front loading kilns are often desired because they seem to be easier to load, however, it is still a strain to put a heavy piece into the back of a front-loading kiln and these kilns are generally more expensive and difficult to move. Shuttle kilns or envelope kilns work well for loading but they are also very expensive. Bell-lift kilns are one good solution for this problem.

How it Works: The Bell-Lift accessory lifts the whole kiln up as a unit exposing the bottom of the kiln for loading from all four sides. The kiln sections and top are held together as one unit with a metal support frame. This unit is lifted up with a ratcheted hand winch mounted on the external frame. (Electric winches are available as an upgrade.) There are manual safety pins that lock the kiln in place when the kiln is fully raised.

Construction: This whole support frame is made from powder-coated heavy duty welded parts that are easily assembled on site so that the system can be easily broken down for inexpensive common carrier shipping. (It is a two to three person job to assemble the kiln. Only simple tools, like wrenches are required).

Electric Hoist: Included in price. See hotkilns.com/bell-lift-electric-winch-video.

Dimensions

Height: A 18", 27" or 36" high kiln (interior) will be 105" high, and a 45" high kiln will be 123" high.

Specification sheet: hotkilns.com/spec-bell-lift

Model No.	Kiln Price	Power Botm	High Power	Furn Kit	Quad Elem	Shelves in Furn	Post Kits	Inside W x D	Inside Height	Inside Cubic Feet	External Dimensions	Stand KW	High KW	240/1 Fuse	240/3 Fuse	208/1 Fuse	208/3 Fuse	Lbs Kiln	Lbs w/Kit
X3227-BL	\$15,750	\$1035	\$135	\$705	\$600	(6) 28" x 14"	(1)	30.5" Square	27"	15.0	77W x 105H x 67D	18.0	21.3	100	60	125	70	1750	1900
X3236-BL	\$16,950	\$1035	\$155	\$1050	\$815	(8) 28" x 14"	(2)	30.5" Square	36"	20.0	77W x 105H x 67D	24.4	28.4	125	80	150	100	1885	2090
X3245-BL	\$18,100	\$1035	\$200	\$1225	\$990	(10) 28" x 14"	(2)	30.5" Square	45"	25.0	77W x 123H x 67D	30.5	35.5	175	125	200	125	2075	2325
X3254-BL	\$19,275	\$1035	\$200	\$1225	\$1190	(10) 28" x 14"	(2)	30.5" Square	54"	29.1	77W x 147H x 67D	36.0	42.6	200	150	225	176	2140	2350
T3427-BL	\$16,550	\$1415	\$150	\$1085	\$720	(9) 28" x 14"	(2)	30.5" x 43.5"	27"	20.7	89W x 105H x 70D	24.9	36.5	125	80	150	90	1975	2205
T3436-BL	\$17,975	\$1415	\$210	\$1330	\$960	(12) 28" x 14"	(2)	30.5" x 43.5"	36"	27.6	89W x 105H x 70D	33.3	39.9	175	125	200	125	2225	2525
T3445-BL	\$19,950	\$1415	\$230	\$1815	\$1200	(15) 28" x 14"	(3)	30.5" x 43.5"	45"	34.5	89W x 123H x 70D	41.6	49.8	200	150	225	175	2475	2850
T3454-BL	\$21,900	\$1415	\$230	\$2500	\$1440	(15) 28" x 14"	(3)	30.5" x 43.5"	54"	41.4	89W x 147H x 70D	49.8	59.8	250	200	300	225	2445	2860

Listings: cMET-us listed to UL499 with the exception of models X3254-BL and T3454-BL.

More: See various DaVinci specification sheets at hotkilns.com/spec-davinci for additional information like shipping dimensions, electrical ratings, fuse sizes and wire connection sizes. **Power Hookup:** Direct wired - no plugs. For controls see hotkilns.com/dynatrol and hotkilns.com/zone.

Crating: Protected with wood crate and foam-in-place packaging for shipment by Common Carrier. Depending on the model there are either two or three crates. Some smaller models can ship in skidded cartons.

JUMBO BELL-LIFT KILNS

100 Cubic Foot Industrial Kiln

Model TB644754



MORE INFORMATION

General Dimension Drawings:

See hotkilns.com/general-dimension-drawing-tb644754

See hotkilns.com/jumbo-bell-lift-kilns for more photos and assembly information.

Pricing (480/3 phase version).....\$57,000

Features & Benefits

Temperature Rating: Cone 10, 2350°F, 1290°C

Loading: The kiln lifts up with an electric winch. Safety latches hold the kiln in place while kiln is loaded.

Assembly: 9" high sections stack on top of each other. Frame easily bolts together. A forklift or overhead crane should be used in the assembly.

Kiln Construction: Unique shallow side arches create super-strong sides and allow for plenty of space for air circulation.

Insulation: 3" K23 firebrick on sides and top. 4" ceramic fiber module top (RCF or Non-RCF depending on maximum temperature required).

Brick Coating: Reflective coating protects brick and reduces dusting.

Element Holders: Ceramic holders protect brick.

Elements: Heavy-duty. 3 elements per 9" high section.

Control Panel: Floor mounted NEMA 1 panel separate from kiln. Kiln sections attached to panel with 105°C cords. Mechanical contactors with control relays. Branch fusing. An On/Off switch and control fuse are included. Direct electrical hook-up to terminal block.

Control: DynaTrol with 4 Easy-Fire programs, 6 Vary-Fire programs, PreHeat, Delay, Program & Segment Review, and Diagnostics. (Others available - see Control options on page 27)

Zone Control: Three zone.

Peephole Plugs: Non-fragile solid ceramic with heat-locked head. 1" diameter full-view non-tapered. One per section.

Thermocouples: Type K 8 gauge with ceramic protection tubes.

Relays: Mercury free relays.

Instructions: Complete instructions with control reference, troubleshooting, and parts list. Web videos show how use the control. There is also a video showing the bell-lift raising and lowering. (hotkilns.com/jumbo-bell-kilns-raising)

Warranty: Limited 3 year warranty. (See hotkilns.com/warranty.pdf).

Specifications

Voltage: 480/3P **KW:** 87.8

Amps: 106 **Fuse:** 150 amps **Wire Size:** 2/0

Inside Dimensions: 66" W x 47" D x 54" H

Outside Dimensions: 96" W x 74" D x 160" H

Minimum Space Requirements: 120" wide by 98" deep by 165" high.

Ship Weight: 4000 lbs. Ships on a dedicated truck.

CUSTOM, INDUSTRIAL & COMMERCIAL KILNS

Years of Custom Design Experience



L&L kilns are used in many industries including advanced industrial ceramics, abrasives, aerospace, piezo ceramics, optical glass, heating processes, melting, preheating for welding, annealing, stress-relieving, solution hardening, calcining, and steel heat treating.

The wide range of standard designs and built-in heavy-duty durability features allow L&L to quickly and economically configure many designs for rigorous production use.

Special industrial controls are available from Eurotherm, Honeywell, Watlow and others.

Our sister company, L&L Special Furnace Co., Inc., makes aerospace grade heat treating furnaces.

Call L&L to discuss your needs. We have years of experience to share.

(hotkilns.com/industry)

LARGE FRONT-LOAD KILNS



hotkilns.com/large-custom-front-loading-kilns

We design and build special larger front-loading kilns beyond the standard EL sizes.

CAR BOTTOM KILNS

hotkilns.com/car-bottom-kilns

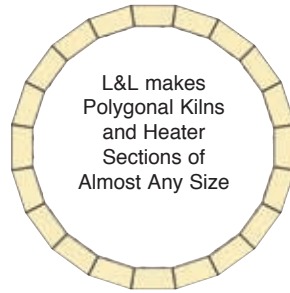


The ELC3648 Car Kiln works with a standard pallet jack for easy moving of the car and great sealing.

L&L also makes large traditional car bottom and shuttle kilns.

CUSTOM LARGE POLYGONAL KILNS

hotkilns.com/large-polygonal-kilns



L&L makes
Polygonal Kilns
and Heater
Sections of
Almost Any Size



Custom polygonal kilns with 4-1/2" of firebrick are available by special quote. L&L can make almost any diameter and any height in multiples of 9" high sections. There are three elements per 9" high section. The base is made of welded angle-iron with leveling bolts. The bottom is typically 4-1/2" of K23 brick. These are typically cemented in sections and then held together with a stainless steel band. The top is typically made of 4" thick folded and formed ceramic fiber modules. Temperatures are limited to 2350°F (1285°C).



LARGE SQUARE & RECTANGULAR KILNS

hotkilns.com/custom-davinci-kilns

L&L designs and builds custom square and rectangular DaVinci kilns. Sizes are very flexible. The top is typically made of 4" thick ceramic fiber modules.



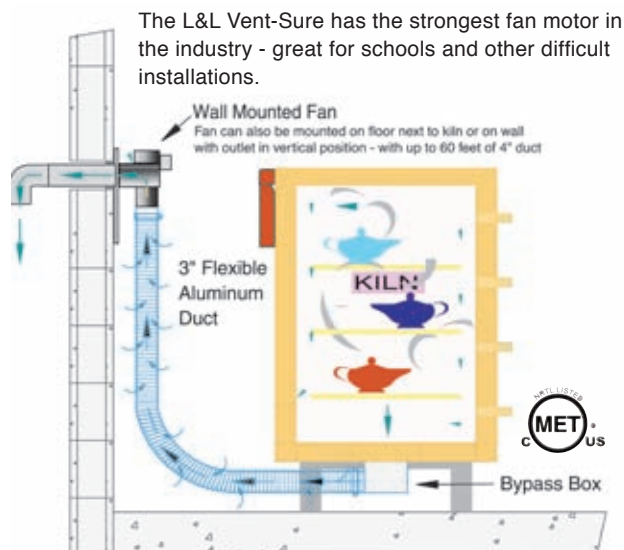
SPECIAL ALLOY RETORTS FOR ATMOSPHERE CONTROL

We design special high temperature retorts using various alloys like 316, 330 and Inconel 601 for high temperature work in a controlled environment.

Industrial kilns are all by special quote and are only sold direct by the factory. Send an email with your requirements. Be sure to include process, size and temperature requirements. Send email to industry@hotkilns.com

OPTIONS AND ACCESSORIES

VENT-SURE DOWNDRAFT KILN VENT SYSTEM



MORE INFORMATION: hotkilns.com/vent-sure

Features

- Downdraft venting pulls air down to bottom of kiln
- Improves temperature uniformity inside the kiln
- Powerful 130 CFM fan motor, typically mounted on wall, allows fumes to be under vacuum in your studio
- The strong fan motor helps overcome static pressure in long exhaust lines. The duct may be up to 60 feet in length, and include up to four 90° bends
- 120 volts with on/off switch on cord (240 volts available)
- 15 foot long flexible aluminum duct
- Bypass collection box mounted on kiln allows adjustment of venting.
- Fan motor, mounted away from the kilns, stays cool and no vibration transmitted to the kiln
- Multi-Mount Bracket comes with the Vent System - allows you to mount vent motor in various positions.
- Three-year Limited Warranty
- c-MET-us Listed to UL499 standards for use on c-MET-us L&L Kilns (Easy-fire, School-Master, Jupiter, Davinci, Ergo-Lift). MET-us Listed to UL499 standards on Hercules, and Easy-Load kilns).



PRICES

Vent-Sure for 120 Volts (primarily used in the USA)

M-V-VENT/00\$570

Vent-Sure for 220-240 Volts (Usually non-USA)


M-V-VENT/EU\$620

VENT OPTIONS

VENT DOUBLER

You can get a vent doubler option which allows you to vent two kilns that are each up to 10 cubic feet. (Note: Consider buying the Multi-Mount Bracket). Includes all parts necessary to vent two kilns - up to 10 cubic feet each with one vent. (hotkilns.com/doubler)

M-V-MVENT/DB\$160



VENT CONTROL

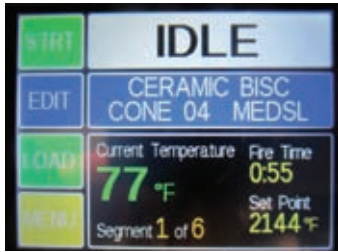
The Vent Control allows you to automatically control the operation of the Vent-Sure kiln vent with one of the outputs from the DynaTrol (or Genesis). (hotkilns.com/vent-control)

M-V-CNTL/00\$165



CONTROL & POWER OPTIONS

GENESIS TOUCH SCREEN CONTROL



The Genesis control from Bartlett includes a touch screen interface and WIFI connectivity added to the proven software of the DynaTrol. Available on any kiln that would get a DynaTrol. Now includes a phone app that monitors temperatures in the kiln.

(hotkilns.com/genesis-touch-screen-control)

N-G-GENS/OP\$140

KISS SOFTWARE

Kiss (kiln interface software system) connects up to 50 DynaTrol controllers to a personal computer running Windows. Monitor and control kiln remotely. For the DynaTrol and Genesis only.

(hotkilns.com/kiss)

Kiln Kit Package for Extra Kilns (N-G-KISS/KK)\$70

KISS Starter Kit with USB Connection (N-G-KISS/US)\$715

HIGH LIMIT BACK UP CONTROL

Bartlett High Limit Control with latching relay acts as a back up to the main control. If the main control fails for any reason then this acts as a "back stop" and shuts the kiln down. Available on Jupiter, DaVinci, Hercules and Easy-Load kilns only.

(hotkilns.com/high-limit)

N-G-PKHL/00\$670

BACK UP CONTACTORS

Actuated by the High Limit Back Up Digital Control, back up contactors are completely redundant power contactors so that if one or more contactors fail in a closed position then the kiln still cannot climb above the High Limit set point. Needs a large box. Available on Jupiter, DaVinci, Hercules and Easy-Load kilns only.

(hotkilns.com/high-limit)

Jupiter Two-Section Kilns (N-G-BCJ2/00)\$180

Jupiter Three-Section Kilns (N-G-BCJ3/00)\$235

Jupiter Four-Section Kilns (N-G-BCJ4/00)\$290

Jupiter Five-Section Kilns (N-G-BCJ5/00)\$355

DaVinci Two-Section Kilns (N-G-BCX2/00)\$410

DaVinci Three-Section Kilns (N-G-BCX3/00)\$500

DaVinci Four-Section Kilns (N-G-BCX4/00)\$580

DaVinci Five-Section Kilns (N-G-BCX5/00)\$670

EL2424 (N-G-BCE2/00)\$410

EL2427 & All Easy-Load Kilns (N-G-BCE3/00)\$500

120 VOLT POWER SUPPLY

If there are problems with short power outages, voltage spikes, voltage drops, or excessive environmental line noise, this can cause unpredictable behavior in the electronic control. With this option the control is powered by a separate 120 volt line (with a standard 6 foot long cord) and that voltage is filtered through an EMI (Electrical Magnetic Interference) noise filter. Available on all kilns. (hotkilns.com/noise) L-G-EMIF/00\$230

SOLID STATE RELAYS



Industrial Grade Solid State Relays are quiet and result in longer element life because the switching time is so fast the elements don't heat and cool as much the way they will with regular mechanical contactors. The whole system includes heat sinks, special fast acting fuses, cooling fan and extra safety relays.

SSR Power Control for 2 Circuit Models\$975

SSR Power Control for 3 Circuit Models\$1275

SSR Power Control for 4 Circuit Models\$1525

SSR Power Control for 5 Circuit Models\$1800

SSR Power Control for 6 Circuit Models\$2100

Note: Panels with 6 circuit need to use the larger NEMA1 panel for an extra \$785.

INDUSTRIAL CONTROLS

Various industrial controls are available on DaVinci, Jupiter and Easy-Load kilns only. Call factory to discuss.

480 VOLTS/3 PHASE

Available for Jupiter 28" diameter kilns, DaVinci kilns, Hercules, and Easy-Load kilns. Kiln sections are hard wired to power box with flexible cords.

(hotkilns.com/480)\$785



NEMA 1 CONTROL BOX:

480 volts becomes MET-us listed with this extra option. Also used in industrial applications.\$785

THE POSITIVE DOOR INTERLOCK SWITCH

Features a strong mechanical latch that must be turned before the



door can be opened. The turning of this latch breaks all power to the kiln as if you had used an external power disconnect switch or pulled the power cord from its socket.

Only available on Easy-Fire and School-Master kilns.

(hotkilns.com/door-interlock) K-E-LATC/00\$350

THERMOCOUPLE OPTIONS

TYPE S THERMOCOUPLES

The best thermocouple for constant high fire applications. No thermocouple drift. Priced per thermocouple. For a single zone control you will need one, a two zone kiln two, a three zone control three. Note that kilns with four or more sections still only have a three zone control. (hotkilns.com/type-s)

T-G-SJUP/UG (Price per thermocouple)\$260

PYROCIL SHEATHED THERMOCOUPLES

For greater sensitivity to temperature change. Use below 2200°F for sensitivity (glass is a good example). See above note about quantity required for Type S thermocouples. (hotkilns.com/pyrocil-tc) T-G-E23M/UG (Price per thermocouple)\$45

OPTIONS AND ACCESSORIES

ELEMENT OPTIONS

QUAD ELEMENT OPTION

Four rows of elements for each 9" kiln section. For maximum high-fire element life. The combination of 1/2" diameter element coils, the doubled surface area of the Quad element design, and superior heat transfer of L&L's patented ceramic element holders, make this the best element system in the world today. Available on most L&L kilns as an option. Standard on eQuad-Pro and JH Series. (hotkilns.com/quad)See Price Grids



APM SINTERED ELEMENTS

Available as a special option. Increases element life in certain situations. (hotkilns.com/apm) Priced by Quote

UNPOWERED SHORT SECTIONS

These rings are 4-1/2" high and can be put anywhere on the sectional Jupiter and DaVinci kilns.

(hotkilns.com/unpowered-sections-jupiter-kilns)

(hotkilns.com/unpowered-sections-davinci-kilns)

See hotkilns.com/parts and filter for unpowered sections to get pricing.

POWERED BOTTOMS

Available on some Jupiter and DaVinci kilns See price grids



STAND OPTIONS

ROLLING KILN STAND

L&L's rolling kiln stand features heavy gauge (14 ga) galvanized steel construction with multiple bends for extra strength, steel swivel locking casters, integrated vent collection box support, and guide rails for the kiln. Each size is fitted to the kiln.

Important special caution plates are riveted to three sides of the stand. The vent collection box is not included but, when you order a Vent-Sure vent system the longer duct is included with the system.



Rolling Stand for 8 Sided Kiln (A-J-18RL/00)	\$325
Rolling Stand for 10 Sided Kiln (A-J-23RL/00).....	\$360
Rolling Stand for 12 Sided Kiln (A-J-28RL/00).....	\$395

SEISMIC KILN RACK AND BRACE

This special stand is designed to prevent a top-loading sectional kiln from falling over during an earthquake.

(hotkilns.com/earthquake-resistant-brace)

Seismic Stand for any 14" to 28" polygonal kiln
up to 45" high\$600

Other kilns..... Priced by Quote

CUSTOM OPTIONS

Discuss your custom needs with us. We customize our kilns for industrial applications and special ceramic needs. We can make very tall kilns, very large diameter kilns, add special holes, make ceramic fiber tops, use mercury relays and SSRs, add insulation. We have many years of industrial and special design experience.

SUPERIOR KILN FURNITURE



SQUARE POSTS ARE CUT SQUARE

L&L sells the highest grade ceramic extruded posts. They are

very straight (even in lengths up to 12" long), precision cut for squareness (which makes shelves stable), and are strong without being excessively thick.

Posts & Post Kits

POST KITS

Large Square Post Kit

(Six each 1/2", 1", 2", 4", 6" & 8" square posts) (C-G-SPKT/LG) \$180

Small Square Post Kit

(Four each 1/2", 1", 2", 4", 6" & 8" square posts) (C-G-SPKT/SM) \$120

DL Series Post Kit

(Four each of 1/2", 1", 1-1/2", 2", 2-1/2", 3" and 4" triangular posts) (C-G-TPKT/DB) \$74

Liberty-Belle Post Kit

(Four each 1", 2", 4" & 6" triangular posts) (C-G-TPKT/LB) \$49

Large Triangular Post Kit

(Six each 1/2", 1", 1-1/2", 2", 2-1/2", 3", 4", 5" & 6" triangular posts) (C-G-TPKT/01) \$145

Small Triangular Post Kit

(Four each 1", 2", 3", 4", 5" & 6" triangular posts) (C-G-TPKT/00) \$78

SQUARE POSTS (1-1/2" SQUARE)

1/2" Square Post (C-G-S005/00) \$2.90

1" Square Post (C-G-S010/00) \$4.00

2" Square Post (C-G-S020/00) \$4.50

4" Square Post (C-G-S040/00) \$5.05

6" Square Post (C-G-S060/00) \$6.25

8" Square Post (C-G-S080/00) \$7.25

TRIANGULAR POSTS

NOTE: Single triangular posts are available on the web.

FREIGHT FOR SHELVES AND FURNITURE KITS

Depending on the quantity and size of shelves, posts and furniture kit(s) ordered, the order may have to ship by common carrier freight. Skid/carton charge..... \$55

Round & Polygonal Shelves

11" DIAMETER KILNS

For Doll/Test Kilns

Full Round 9" diameter shelf (3/8" thick) (H-D-9000/00) \$31

14" DIAMETER KILNS

For Fuego Kilns (with 3" brick)

Full Round 12" diameter (1/2" thick) (H-J-1200/00) \$36

For J14 Kilns (with 2-1/2" brick)

Full Round 13" diameter (1/2" thick) (H-J-1300/00) \$36

Half Round 13" diameter (1/2" thick) (H-J-1350/00) \$21.50

16-1/2" DIAMETER KILNS

For LB18-3, e18S-3 & e18T-3, and J18-3 kilns with 3" brick

Full Round 15" diameter (5/8" thick) (H-J-150A/00) \$45

Half Round 15" diameter (5/8" thick) (H-J-155A/00) \$27

17-1/2" DIAMETER KILNS

For LB18, e18S & T, and J18 kilns with 2-1/2" brick

Full Octagonal 15-1/2" diameter (5/8" thick) (H-J-1500/00) \$45

Half Octagonal 15-1/2" diameter (5/8" thick) (H-J-1550/00) \$27

22" DIAMETER KILNS

For e23S-3, e23T-3, SM23T-3, & J2300-3 kilns with 3" brick

Full Round 20" diameter (3/4" thick) (H-J-2000/00) \$86

Half Round 20" diameter (3/4" thick) (H-J-2050/00) \$44

23" DIAMETER KILNS

For e23S, e23T, SM23T & J2300 kilns with 2-1/2" brick

Full Round 21" diameter (3/4" thick) (H-J-2100/00) \$87

Half Round 21" diameter (3/4" thick) (H-J-2150/00) \$45

28" & 29" DIAMETER KILNS

For e28S, e28T, SM28T, J2900 Series with 2-1/2" or 3" brick

Half Round 25-1/2" diameter (3/4" thick) (H-J-2650/00) \$75



HIGH ALUMINA SHELF MATERIAL CONE 11 RATING

All shelves are made of a press-molded (not cast) high alumina cordierite body that holds up to Cone 11 firing with little warping.

Rectangular Shelves

SQ1818, SQ1827, EL1824, EL3648 X1800 SERIES

8" x 16" rectangular (5/8" thick) (H-S-1608/00) \$39

16" x 16" square (3/4" thick) (H-S-1616/00) \$75

X2300 SERIES, E2318XT, E2327XT

10" x 20" rectangular (5/8" thick) (H-X-2010/00) \$52

X2800 SERIES, E2818XT, E2827XT

11-1/2" x 23" rectangular (3/4" thick) (H-X-2311/00) \$66

T2300 SERIES, EL2424-H, EL2427-H, EL2436 & EL2448

11" x 22" rectangular (3/4" thick) (H-X-2211/00) \$64

EFL2026

10" x 24" rectangular (3/4" thick) (H-X-2410/00) \$64

EFL2626, EFL2635

12" x 24" rectangular (3/4" thick) (H-X-2412/00) \$66

EL2848, EFL1616, EFL1626

14" x 24" rectangular (3/4" thick) (H-X-2414/00) \$78

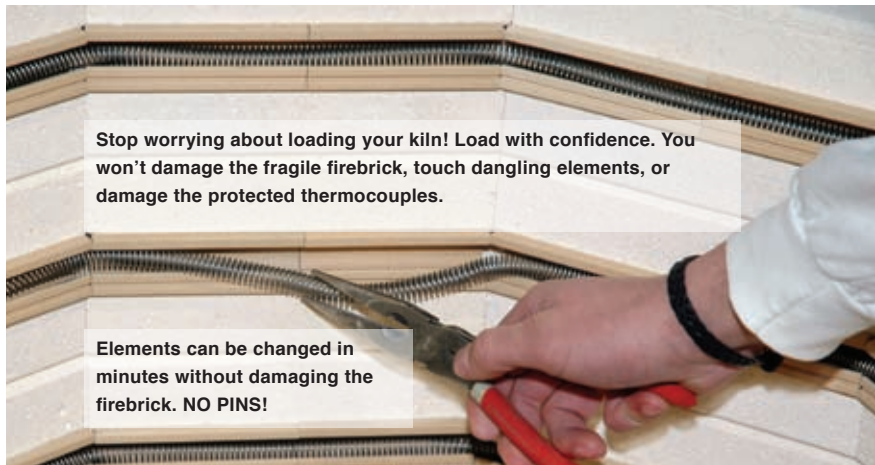
X3200 SERIES, T3400 SERIES & EL3048

28" x 14" rectangular (3/4" thick) (H-X-2814/00) \$84

SIGNATURE L&L FEATURES

HARD CERAMIC ELEMENT HOLDERS - KEY TO L&L'S DURABILITY

The smooth, hard surface of the inside ceramic channel allows the elements to expand and contract freely. No pins! This prevents catastrophic element failure. Elements do not droop out of broken firebrick channels. The dense ceramic DynaGlow holders extend element life because they do not insulate the hot elements from the kiln interior.



OTHER DURABILITY FEATURES

PROTECTED THERMOCOUPLES

L&L thermocouples are shielded from damage by a ceramic protection tube. We use the finest "special limit" aerospace-grade heavy-gauge thermocouple wire. (hotkilns.com/tc-protection)



CERAMIC ELEMENT TERMINALS

Ceramic element terminals make element changes easy. (hotkilns.com/ceramic-terminal)



SOLID PEEP PLUGS

Solid straight ceramic peephole plugs are strong and will not slip out like tapered, fragile, slip-cast plugs. (hotkilns.com/peephole-plugs)



CORROSION RESISTANCE

Stainless steel, aluminized, and galvanealed steel are used where needed. All other metal is powder-coated which also resists corrosion. (hotkilns.com/corrosion-resistant)

PROPRIETARY BRICK COATING

L&L's proprietary reflective brick coating protects the surface of the firebrick and keeps dusting down inside the kiln. (hotkilns.com/reflective-coating)


LID BRICK IS SECURED WITH CLIPS

Stainless "U" brackets secure lids - not friction. (hotkilns.com/lid-clips)



FULL-SUPPORT STANDS

On all polygonal kilns we use a Full-support 14 gauge aluminized steel stand is stronger than hollow frame stands and provides important support in the center of the bottom. (hotkilns.com/full-stand)



PERFORMANCE

DYNATROL IS EASY AND POWERFUL



DynaTrol with 4 Easy-Fire programs (Slow Bisque, Fast Bisque, Slow Glaze, Fast Glaze), 6 custom programs, PreHeat, Delay, Program, Segment Review, and


Diagnostics. (hotkilns.com/dynatrol) Also see optional controls on page 27.

DYNAMIC ZONE CONTROL

The DynaTrol separately measures temperatures in the bottom, middle and top of the kiln and automatically adjusts the heat output of three zones during the entire firing. Kiln temperatures are automatically evened out to within 1/2 cone or better top to bottom. Zone control automatically compensates for many loading issues and element changes over time. Even on kilns where we use graded elements, L&L kilns are fundamentally uniform because the element holders radiate the heat more evenly. (hotkilns.com/zone)

"EASY-OPEN, EASY-LOAD" LID OPENS WIDE FOR LOADING

The whole kiln supports the lid (not just one section). Our positive safety pin secures the lid safely. No support bars (like other kilns) get in the way of loading when the lid is fully tilted back. (hotkilns.com/spring-hinge)



SAFETY

UL499 LISTING

Most L&L kilns are c-MET-us listed to UL499 standards. See each kiln series for details. (hotkilns.com/ul499)



SAFE MATERIALS

No asbestos, mercury, lead, or other hazardous materials are used in L&L kilns.

SAFETY LATCHES ON LIDS

All lids and lifting devices include a safety latching system. On/Off & safety switches.

MAINTAINABILITY

L&L KILNS ARE EASY TO TROUBLESHOOT

Open up any L&L kiln control panel and see how easy it is to check amps, element resistance, and voltage. No other kiln can be serviced as quickly, easily, or inexpensively as an L&L kiln.

SECTIONAL CONSTRUCTION MAKES REPAIR WORK EASY

All top-loading L&L kilns are sectional. Even the large 35 cubic foot standard DaVinci kiln is easy to move, set up, and repair.

THREE-YEAR WARRANTY

See hotkilns.com/warranty. Free email, web and phone support forever.

IN-DEPTH SUPPORT

One customer said: "I am truly impressed with your website, it is more than informative and your products are well designed. The fact that all the information, including repair manuals, are listed, speaks well of your dedication to customer service." Our website has thousands of pages of technical help - all easily searchable - plus we provide expert free support with phone and email.

VISUAL INSTRUCTIONS

No one has a better or more complete instruction manual. Our visual instructions



address the needs of the artist, the installer, and the repair person. You get a fully illustrated operation and



service manual. Various instructional videos are available. (hotkilns.com/videos)

WHAT L&L CUSTOMERS SAY




BILL CAMPBELL

"I make a living out of my five L&L kilns. I really beat them up, firing them at least three times a week to Cone 10. They take a real beating and keep on going."



DIANE EMERSON

"I switched to L&L because of the deterioration of the element channels in my last kiln. I load larger tiles and I need the extra durability on the face of the firebrick."



FRANK GIORGINI

"My original L&L (J2927) has provided outstanding service and reliability through the firing of countless pots, tiles, udu drums, sculptures and two New York City MTA Subway projects. It's still in service right next to my DaVinci kiln."



More Information & Support at hotkilns.com

Prices in this catalog are subject to change without notice. Prices are always current on our web site. Find complete specifications, support videos, photos, parts, PDF Library, and thousands of pages of knowledgebase information easily, using our sophisticated search engine.



505 Sharptown Road • Swedesboro, NJ 08085
Phone: 856.294.0077 • Fax: 856.294.0070
sales@hotkilns.com • hotkilns.com

KILNS BUILT TO LAST

Prices Effective Sept 1, 2020 Bulletin No: CAT-720-B