

# Doll-Test Craft Kilns

## A Small Craft Kiln that Works on 120 Volts

The Doll/Test kilns are meant for small ceramic work such as dolls, for testing glazes without firing a large load, and for other laboratory and home uses. It is available with two different controls and in 15 amp (Cone 5) or 18 amp (Cone 6) 120 volt versions or various high voltage versions for extra power and Cone 10.

- 9" (27.9 cm) High X 9" (27.9 cm) Diameter - .5 Cubic Feet (15 Liters)
- Hard Ceramic Element Holders protect brick and make element changes fast and easy
- Made for USA home use on 120 Volts
- 208, 240 and 220 volts are also available for Cone 10
- One-Touch Control for Simplicity (DynaTrol or Touch Screen Genesis are optional)
- Protected Thermocouple
- Super-Strong Aluminized Steel Stand
- For Hobbyists and Small Format Potters. Also a great Glaze Test Kiln
- Customize to meet your exact needs. *Every kiln is built to order*



505 Sharptown Road • Swedesboro, NJ 08085  
Phone: 856.294.0077 • Fax: 856.294.0070  
sales@hotkilns.com • hotkilns.com

**KILNS BUILT TO LAST**

Bulletin No: DL-0520

## Unique L&L Features with Lasting Benefits

### TEMPERATURE RATING VARIES

120 volt models come in two amperage ratings and can be either be rated for Cone 5 or Cone 6. High voltage models are all rated for Cone 10, 2350°F, 1290°C. See electrical specifications on page 6.

### INSULATION

2.5" K23 Firebrick on sides and 3" K23 Firebrick on Top and bottom.

### PATENTED CERAMIC ELEMENT HOLDERS

Protect brick from loading damage, keep elements from falling out of grooves, make changing elements easy, and optimize heat transfer to load. Kiln lasts longer! No pins. ([hotkilns.com/ceramic-holders](http://hotkilns.com/ceramic-holders))



### BRICK COATING FOR DURABILITY

Proprietary reflective brick coating. This helps firebrick stay strong on the surface, helps prevent dusting on your work, and keeps the kiln clean inside. ([hotkilns.com/reflective-coating](http://hotkilns.com/reflective-coating))

### HEAVY-DUTY LARGE ELEMENTS

Three heavy-duty elements. *Quad elements, which provide four rows of elements, are optional. See Page 4.*

### EXTRA CASE CLAMPS

Stainless worm gear case clamps keep case together and allow for adjustment over time. Three on the kiln and two on the top and bottom. ([hotkilns.com/case-clamps](http://hotkilns.com/case-clamps))

### STAINLESS STEEL HINGE

Chains secure the lid in place when open. ([hotkilns.com/simple-hinge](http://hotkilns.com/simple-hinge))




### CONTROL PANEL

All controls and components are mounted in a control panel/element connection box. A layer of insulation and separation plate helps keep the controls cool. Control box can be easily removed for servicing. On/off switch and control fuse are included.



**CERAMIC ELEMENT CONNECTIONS**

Proprietary all-ceramic element connection block makes changing elements easy. [hotkilns.com/ceramic-terminal](http://hotkilns.com/ceramic-terminal)



**HEAVY-DUTY FULL-SUPPORT STAND**

Heavy-duty 14 gauge solid stand with multiple bends for strength. Bolt on legs. Feet protectors included. . [hotkilns.com/full-stand](http://hotkilns.com/full-stand)

**CORROSION RESISTANT CONSTRUCTION**

Stainless steel wrapped around brick. All stainless screws on case. Stand is galvanized. Hinge is stainless steel. Control box is powder coated steel. [hotkilns.com/case](http://hotkilns.com/case)

**SOLID PEEPHOLE PLUG**

Solid (non-fragile) ceramic plug with heat-locked mushroom head. 1" diameter full-view non-tapered. [hotkilns.com/peephole-plugs](http://hotkilns.com/peephole-plugs)



**Choice of Controls**

**ONE-TOUCH PROGRAM**

Control: One-Touch™ Intuitive Kiln Control easily fires bisque and glaze programs. It is also easy to adjust simple parameters like cone, delay, hold, heat-up and cool-down rates. There are also four custom ramp/hold programs with 8 segments each. [hotkilns.com/one-touch](http://hotkilns.com/one-touch)



**DYNATROL PROGRAM CONTROL**



The time-tested DynaTrol with 4 Easy-Fire programs, 6 Vary-Fire programs, PreHeat, Delay, Program & Segment Review, and Diagnostics. [hotkilns.com/dynatrol](http://hotkilns.com/dynatrol)

**GENESIS TOUCH SCREEN CONTROL**

Optional Genesis control (see page 5) features touch screen and free Wifi App for monitoring kiln.



### MERCURY FREE RELAYS

Mercury free relays are standard.

### HEAVY-GAUGE TYPE K THERMOCOUPLE PROTECTED WITH CERAMIC TUBE

Type K 8 gauge thermocouple is protected by a ceramic protection tube. ([hotkilns.com/protected-thermocouples](http://hotkilns.com/protected-thermocouples))

### POWER CORD & PLUG INCLUDED IN USA

See Specifications on Page 6 to see what cord is included for the various amperages and voltages.

*Same price for all voltages and phases.*



### COMPLETE VISUAL INSTRUCTIONS

No one has a better or more complete instruction manual. Our visual instructions address the needs of the artist, the installer, and the repair person. You get a fully illustrated operation and service manual. Many instructional videos are available. ([hotkilns.com/videos](http://hotkilns.com/videos))

### L&L KILNS ARE EASY TO TROUBLESHOOT

Open up any L&L kiln control panel and see how easy it is to check amps, element resistance, and voltage. No other kiln can be serviced as quickly, easily, or inexpensively as an L&L kiln.

### SUSTAINABLE MANUFACTURING

We use solar energy as our primary energy source.

### THREE-YEAR WARRANTY

See [hotkilns.com/warranty](http://hotkilns.com/warranty). Email, web and phone support.

### IN-DEPTH SUPPORT

One customer said: "I am truly impressed with your website, it is more than informative and your products are well designed. The fact that all the information, including repair manuals, are listed, speaks well of your dedication to customer service." Our website has thousands of pages of technical help - all easily searchable - plus we provide expert support with phone and email.

### SUPERIOR PACKAGING

Kilns are securely packed with tubes of foam molded to the kiln. Kilns are shipped in skidded cartons.

### MET UL499 LISTING



c-MET-us listed to UL499 standards assures highest safety standards. ([hotkilns.com/met](http://hotkilns.com/met))

## Options

### CONE 11 FURNITURE KITS



Two 9" full round shelves, four each 1/2", 1", 1-1/2", 2", 2-1/2", and 3" triangular posts. ([hotkilns.com/kiln-furniture](http://hotkilns.com/kiln-furniture))

### QUAD ELEMENT DESIGN

The combination of 1/2" diameter element coils, the doubled surface area of the Quad element design, and superior heat transfer of L&L's patented ceramic element holders, make this the best element system in the world today. ([hotkilns.com/quad-option](http://hotkilns.com/quad-option))

### APM ELEMENTS

Special sintered alloy provides the ultimate in element life. The special sintered alloy inhibits grain growth and resistance change in the elements. ([hotkilns.com/apm](http://hotkilns.com/apm))

# Genesis Touch Screen Control with App

## GENESIS TOUCH SCREEN CONTROL

The Genesis control includes a touch screen interface and WIFI connectivity added to the proven software of the DynaTrol. More programming options and memory. Free App available to monitor kiln via WiFi. ([hotkilns.com/genesis](http://hotkilns.com/genesis))



## GENESIS FEATURES

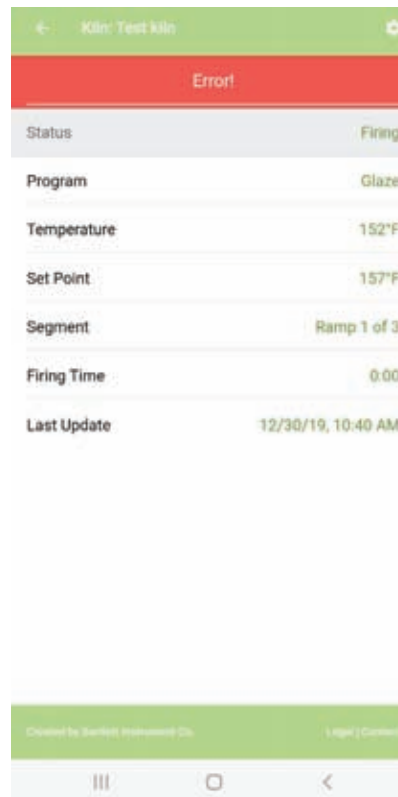
- Touch-screen intuitive technology for easy user interface.
- Easy-to-follow screen descriptions.
- Different user-interface levels, which can be set to match the user's firing knowledge.
- Graphical display of the firing process right at the controller. This means you can graph the firing in real time and compare the program with actual results.
- Glass programs included.
- Store up to 30 custom user programs.
- Up to 32 segments per program.
- Ability to make adjustments during a firing such as add segments, add temperature, and skip segments.
- Built in diagnostics testing
- Alarm
- Error Codes
- WiFi enabled for easy software updating.
- Included Phone App allows you to monitor kiln operation remotely (with no subscription fee).



The Genesis control fits right into the control box to replace the DynaTrol. That means you can upgrade anytime!



See a graph of your firing before you fire, while you fire and after you fire.



This shows the view you get on your phone with the Kiln Aid Phone app. Simply download the Kiln Aid phone app from your Google Play Store or Apple App Store, add your kiln, and begin monitoring as your kiln progresses through a firing. See temperatures, where you are in a program cycle, what program you are firing and error notifications.

## Dimension & Weights

**Inside Dimensions:** 11” Diam by 9” High, 6 sides (27.9 cm Diam by 22.9 cm High)

**Outside Dimensions:** 24” wide by 40” high by 21” deep (61 cm Wide by 102 cm High by 53 cm Deep)

**Shipping Dimensions:** 30” by 30” by 39” high (with or without Furniture Kit)  
(77 cm Wide by 100 cm High by 77 cm Deep)

**Shipping Weight:** 145 pounds (66 KG) for kiln. 170 pounds (78 KG) for kiln with furniture kit.

**MORE:** See each model page on [hotkilns.com](http://hotkilns.com) to download PDF General Dimension Drawings for more outside and inside dimensions, minimum space requirements, BTU ventilation requirements, and kiln weight.

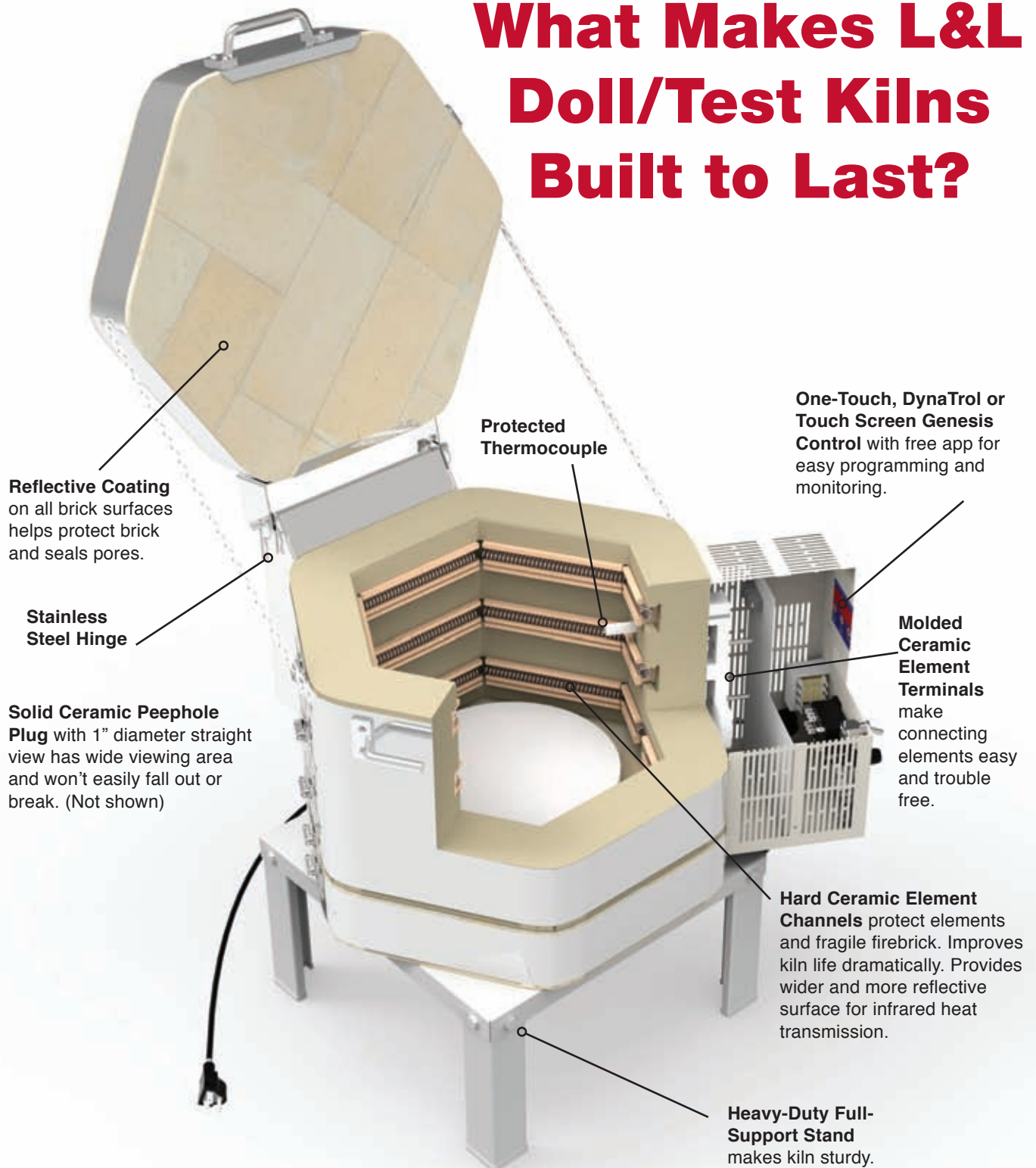
## Electrical Specifications

Model Number	Part Number	Volt/ Phase	Watts	Cone Rating	Amps	Wire Size	Fuse Size	Control	Power Cord
DL11	K-D-DL11/10	120/1P	1,800	5	15.0	14 ga	20 Amps	One-Touch	15 Amp, 120V, NEMA 5-15, 6 foot
DLH11	K-D-DLH1/10	120/1P	2,160	6	18.0	14 ga	25 Amps	One-Touch	20 Amp, 120V, NEMA 5-20, 6 foot
DL11-DB	K-D-DL1B/10	120/1P	1,800	5	15.0	14 ga	20 Amps	DynaTrol	15 Amp, 120V, NEMA 5-15, 6 foot
DL11-D	K-D-DL1D/10	120/1P	1,800	5	15.0	14 ga	20 Amps	DynaTrol	15 Amp, 120V, NEMA 5-15, 6 foot
DLH11-DB	K-D-DLHB/10	120/1P	2,160	6	18.0	12 ga	25 Amps	One-Touch	20 Amp, 120V, NEMA 5-20, 6 foot
DLH11-D	K-D-DLHD/10	120/1P	2,160	6	18.0	12 ga	25 Amps	DynaTrol	20 Amp, 120V, NEMA 5-20, 6 foot
DLH11-DXB-240	K-D-DLHB/31	240/1P	2,800	10	11.7	14 ga	20 Amps	One-Touch	20 Amp, 240V, NEMA 6-20, 45 inch
DLH11-DX-240	K-D-DLHD/31	240/1P	2,800	10	11.7	14 ga	20 Amps	DynaTrol	20 Amp, 240V, NEMA 6-20, 45 inch
DLH11-DXB-208	K-D-DLHB/21	208/1P	2,800	10	13.5	12 ga	20 Amps	One-Touch	20 Amp, 240V, NEMA 6-20, 45 inch
DLH11-DX-208	K-D-DLHD/21	208/1P	2,800	10	13.5	12 ga	20 Amps	DynaTrol	20 Amp, 240V, NEMA 6-20, 45 inch
<b>WORLD VOLTAGE</b>									
DLH11-DXB-220	K-D-DLHB/41	220/1P	2,800	10	12.7	14 ga	20 Amps	One-Touch	Varies with country or no cord
DLH11-DX-220	K-D-DLHD/41	220/1P	2,800	10	12.7	14 ga	20 Amps	DynaTrol	Varies with country or no cord

**UL Listing:** c-MET-us listed to UL499 standards.

**Wiring Diagrams:** See the **Electrical Tab** for each kiln model to get the wiring diagram for each voltage.

# What Makes L&L Doll/Test Kilns Built to Last?



**Reflective Coating** on all brick surfaces helps protect brick and seals pores.

**Stainless Steel Hinge**

**Solid Ceramic Peephole Plug** with 1" diameter straight view has wide viewing area and won't easily fall out or break. (Not shown)

**Protected Thermocouple**

**One-Touch, DynaTrol or Touch Screen Genesis Control** with free app for easy programming and monitoring.

**Molded Ceramic Element Terminals** make connecting elements easy and trouble free.

**Hard Ceramic Element Channels** protect elements and fragile firebrick. Improves kiln life dramatically. Provides wider and more reflective surface for infrared heat transmission.

**Heavy-Duty Full-Support Stand** makes kiln sturdy.

**L&L Doll/Test Kilns come with a Three-Year Warranty because L&L kilns last longer.**



505 Sharptown Road • Swedesboro, NJ 08085  
Phone: 856.294.0077 • Fax: 856.294.0070  
sales@hotkilns.com • hotkilns.com

**KILNS BUILT TO LAST**

Bulletin No: DL-0520