

PARTS FOR L&L EASY-FIRE AND SCHOOL-MASTER KILNS

TABLE OF CONTENTS

BRICK REPAIR & CEMENT	15
CASE METAL	19
CERAMIC BOOKS	22
CONTROL BOARDS	9
CONTROL BOX METAL	16
CONTROL FUSE	9
CONTROL TRANSFORMER	10
DOOR HARDWARE	20
EASY-FIRE CONTROL BOXES (COMPLETE)	12
EASY-FIRE ELEMENTS	4
EASY-FIRE KILN SECTIONS	19
EASY-FIRE THERMOCOUPLE WIRES	7
EASY-FIRE WIRE HARNESSSES	10
ELEMENT COVER BOXES	16
ELEMENT HOLDERS	13
ELEMENTS	6
ELEMENTS (NEWER 1/2" DIAM)	5
ELEMENTS (ORIGINAL 3/8" DIAM)	4
ELEMENT TERMINAL BOARDS	7
FIREBRICK (SIDES & SECTIONS)	14
FIREBRICK SLABS (TOP/BOTTOM)	13
FURNITURE KITS	21
HINGES (e18S & e18T)	17
HINGES (EASY-LIFT SPRING TYPE)	17
HOW TO ORDER PARTS	1
KILN POSTS	21
KILN SHELVES	21
LABELS	20
MISCELLANEOUS OPTIONS	22
ON/OFF TOGGLE SWITCH	9
PEEPHOLE PLUGS	6
POWER CONNECTION BLOCKS	8
POWER CORDS	8
POWER RELAYS	9
SAFETY EQUIPMENT	22
SCHOOL-MASTER CONTROL BOXES (COMPLETE)	12
SCHOOL-MASTER ELEMENTS	5
SCHOOL-MASTER KILN SECTIONS	20
SCHOOL-MASTER THERMOCOUPLE WIRES	8
SCHOOL-MASTER WIRE HARNESSSES	10
SCREWS, BOLTS, NUTS, WASHERS	15
SHARED THERMOCOUPLE WIRES	8
SHARED WIRING COMPONENTS	11
SHARED WIRING HARNESSSES	10
STANDS	18
TERMINAL STRIPS	8
THERMOCOUPLES	7
WIRE & TERMINALS (SEPARATE)	12

HOW TO ORDER PARTS

Delivery Times for Parts

We ship most parts such as elements, kiln shelves and posts, switches and other electrical items, ceramic parts and Dawson parts usually within one to two days of your order. If you are in a rush we can usually get it out same day if we have an order before noon or the day after an order is placed. Brick lids and bottoms and kiln sections usually ship within one week.

How to Place an Order

You can place an order by phone or by using the order form in the back of this parts list. This order form can be faxed to 856.294.0070 or e-mailed to sales@hotkilns.com. Be sure to include your credit card number, expiration date, and three digit verification code, your name, phone number and correct billing and shipping addresses.

Payment

Most customers pay by Visa or Mastercard. American Express is also accepted. Terms are available for some schools and most institutions and for companies with good D&B ratings.

Shipment

Most parts ship by UPS or Federal Express. Unless specified, the carrier is chosen based on the cheapest price. You can specify overnight, second day shipment, or Saturday delivery. Kiln sections and tops and bottoms must ship by motor freight.

Packing Charges

Kiln shelf kits, lids, and bottoms have a \$38.00 packing charge plus common carrier shipping charges. Typical packing charge for small parts is \$3.00 to \$12.00 depending on the size of the parts order. UPS or FedEx shipping charges are billed at cost.

Have the Nameplate Information

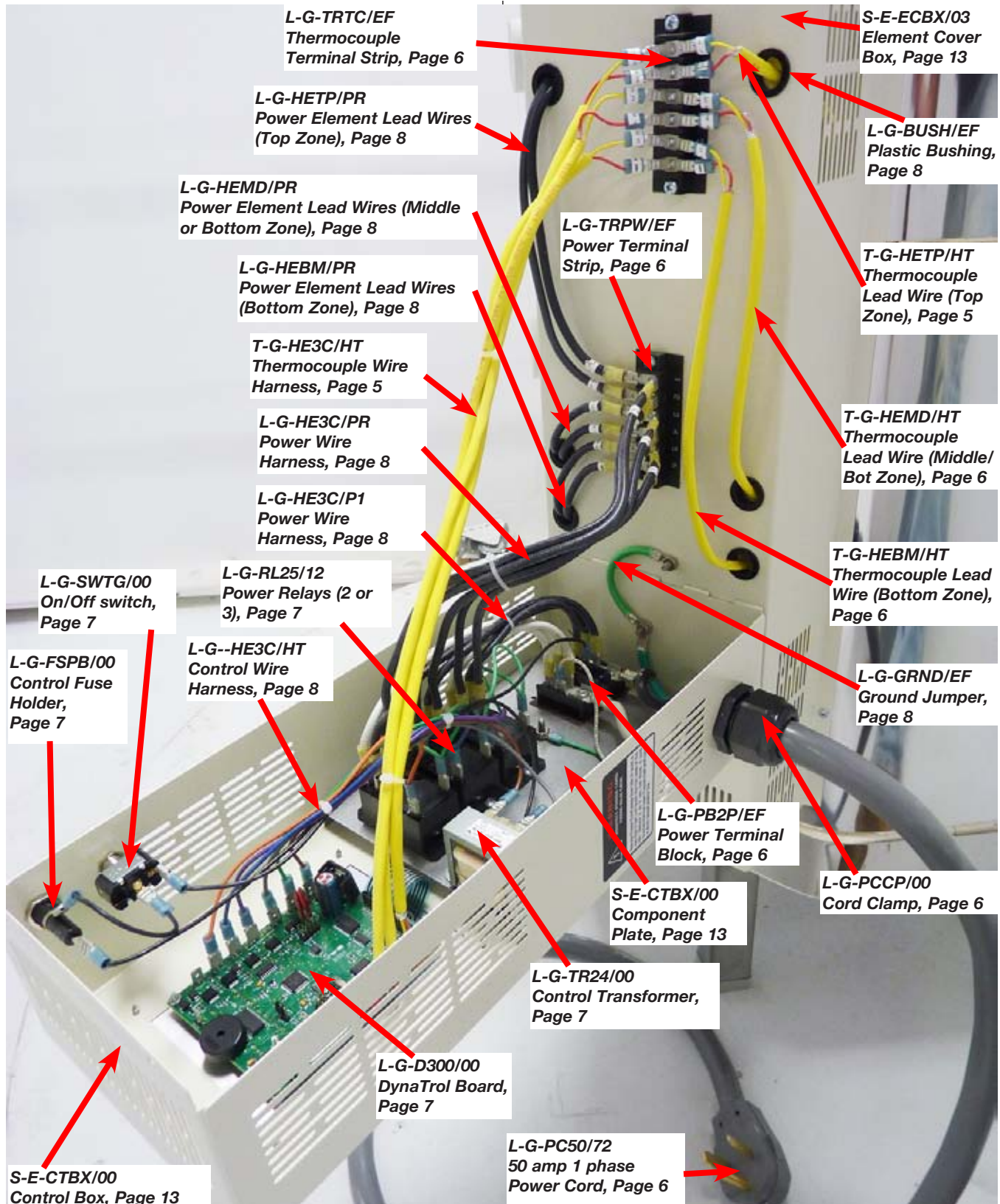
You can get Model Number, Serial Number and voltage information about your kiln from the Data Nameplate affixed to your kiln. Please have this available when ordering parts. It helps us make sure you are getting the proper parts! If the nameplate has come off your kiln we can help you determine the model number by the number of ring sections and the diameter of the rings. You will need to know your voltage by checking your line voltage with a voltmeter. Most household voltage in the United States is 240 volts single phase. Industrial, commercial and institutional locations often have 208 volts and may be either three phase or single phase. THIS NEEDS TO BE KNOWN! Check with an electrician if you aren't sure.

Interchangeable Parts between Kiln Series

Easy-Fire and School-Master kilns share the majority of their parts. Unless a specifically labelled School-Master part is listed, notably the control, elements, and wiring harnesses, use parts for the corresponding Easy-Fire model. (An e23T to a SM23T.)

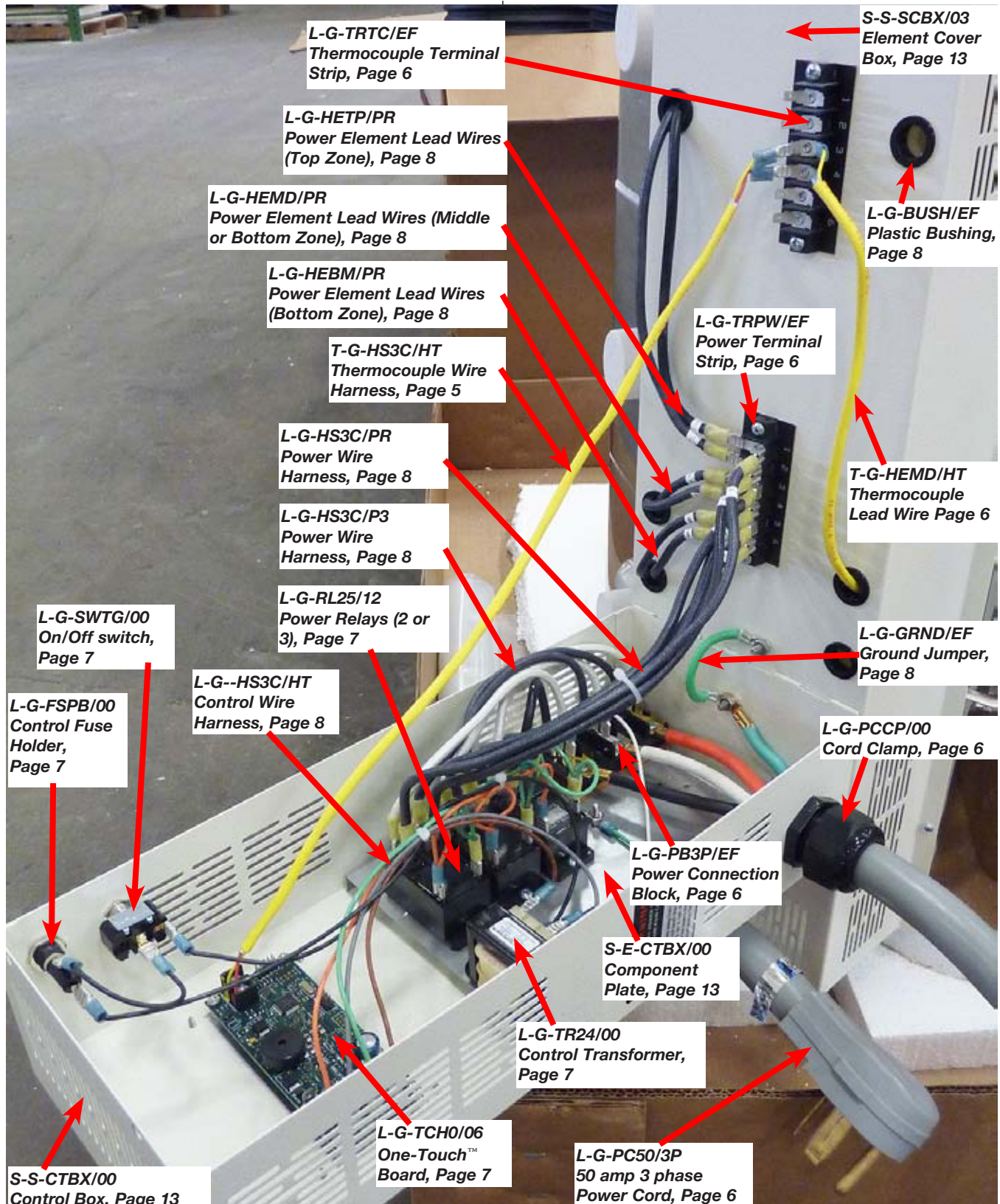
PARTS FOR L&L EASY-FIRE AND SCHOOL-MASTER KILNS

Photo of a 1-phase control panel for a three section Easy-Fire kiln



PARTS FOR L&L EASY-FIRE AND SCHOOL-MASTER KILNS

Photo of a 3-phase control panel for a three section School-Master kiln



PARTS FOR L&L EASY-FIRE AND SCHOOL-MASTER KILNS

EASY-FIRE ELEMENTS

ORDER THE CORRECT VOLTAGE ELEMENT

The voltage and phase of your kiln is listed on the data nameplate on your kiln, on the left side of the control panel.

Below is the data nameplate for an e23T-3:



Be sure you order the proper voltage and phase elements. Phase does matter with the Easy-Fire elements because we vary power and resistance to maximize the power output on three phase kilns.

Elements in each Easy-Fire kiln are all the same resistance - there are no graded elements top to bottom to worry about.

CAUTION: 220 volt elements are for non-US power systems only. If used on a standard 240 volt US power system they will overload the power supply of the kiln.

Unused elements with the twisted ends in tact are returnable for a 15% restocking fee. Elements installed in a kiln, even if not fired, are not returnable because they can not be reused.

NEW ELEMENT DESIGNS

As of October 1, 2004 we have supplied a larger improved element for the Easy-fire kilns. These are 1/2" in diameter and, in most cases, are thicker gauge wire. These will only fit in the new holders which we started using in June 1, 2004.

ELEMENTS (ORIGINAL 3/8" DIAM)

MODEL e23S ELEMENTS - 1 PHASE (SMALL)

There are four elements in the e23S kiln.

E-E-23SX/31.....	\$48.00
e23S 240 volt / single phase element (Small)	
E-E-23SX/21.....	\$48.00
e23S 208 volt / single phase element (Small)	
E-E-23SX/41.....	\$48.00
e23S 220 volt / single phase element (non-US) (Small)	

MODEL e23T ELEMENTS - 1 PHASE (SMALL)

There are six elements in the e23T kiln.

E-E-23TX/31.....	\$48.00
e23T 240 volt / single phase element (Small)	
E-E-23TX/21.....	\$48.00
e23T 208 volt / single phase element (Small)	
E-E-23TX/41.....	\$48.00
e23T 220 volt / single phase element (non-US) (Small)	

MODEL e23T ELEMENTS - 3 PHASE (SMALL)

E-E-23TX/31.....	\$48.00
e23T 240 volt / (same as single phase) (Small)	
E-E-23TX/22.....	\$48.00
e23T 208 volt / three phase element (Small)	
E-E-23TX/42.....	\$48.00
e23T 220-380 volt / three phase element (non-US) (Small)	

MODEL e28S ELEMENTS - 1 PHASE (SMALL)

There are four elements in the e28S kiln.

E-E-28SX/31.....	\$48.00
e28S 240 volt / single phase element (Small)	
E-E-28SX/21.....	\$48.00
e28S 208 volt / single phase element (Small)	
E-E-28SX/41.....	\$48.00
e28S 220 volt / single phase element (non-US) (Small)	

MODEL e28T ELEMENTS - 1 PHASE (SMALL)

There are six elements in the e28T kiln.

E-E-28TX/31.....	\$48.00
e28T 240 volt / single phase element (Small)	
E-E-28TX/21.....	\$48.00
e28T 208 volt / single phase element (Small)	
E-E-28TX/41.....	\$48.00
e28T 220 volt / single phase element (non-US) (Small)	

MODEL e28T ELEMENTS - 3 PHASE (SMALL)

E-E-28TX/32.....	\$48.00
e28T 240 volt / three phase element (Small)	
E-E-28TX/22.....	\$48.00
e28T 208 volt / three phase element (Small)	
E-E-28TX/42.....	\$48.00
e28T 220-380 volt / three phase element (non-US) (Small)	

PARTS FOR L&L EASY-FIRE AND SCHOOL-MASTER KILNS

ELEMENTS (NEWER 1/2" DIAM)

MODEL e18S ELEMENTS - 1 PHASE (LARGE)

There are four elements in the e18S and e18S-3 kilns.

E-E-18SL/31	\$48.00
e18S 240 volt / single phase element (Large)	
E-E-18SL/21	\$48.00
e18S 208 volt / single phase element (Large)	
E-E-18SL/41	\$48.00
e18S 220 volt / single phase element (Large) (non-US)	

MODEL e23T ELEMENTS - 1 PHASE (LARGE)

There are six elements in the e18T and e18T-3 kilns.

E-E-18TL/31	\$48.00
e18T 240 volt / single phase element (Large)	
E-E-18TL/21	\$48.00
e18T 208 volt / single phase element (Large)	
E-E-18TL/41	\$48.00
e18T 220 volt / single phase element (Large) (non-US)	

MODEL e18T ELEMENTS - 3 PHASE (LARGE)

E-E-18TL/31	\$48.00
e18T 240 volt / (same as single phase) (Large)	
E-E-18TL/22	\$48.00
e18T 208 volt / three phase element (Large)	
E-E-18TL/42	\$48.00
e18T 220-380 volt / three phase element (Large) (non-US)	

MODEL e23S ELEMENTS - 1 PHASE (LARGE)

There are four elements in the e23S and e23S-3 kilns.

E-E-23SL/31	\$48.00
e23S 240 volt / single phase element (Large)	
E-E-23SL/21	\$48.00
e23S 208 volt / single phase element (Large)	
E-E-23SL/41	\$48.00
e23S 220 volt / single phase element (Large) (non-US)	

MODEL e23T ELEMENTS - 1 PHASE (LARGE)

There are six elements in the e23T and e23T-3 kilns.

E-E-23TL/31	\$48.00
e23T 240 volt / single phase element (Large)	
E-E-23TL/21	\$48.00
e23T 208 volt / single phase element (Large)	
E-E-23TL/41	\$48.00
e23T 220 volt / single phase element (Large) (non-US)	

MODEL e23T ELEMENTS - 3 PHASE (LARGE)

E-E-23TL/31	\$48.00
e23T 240 volt / (same as single phase) (Large)	
E-E-23TL/22	\$48.00
e23T 208 volt / three phase element (Large)	
E-E-23TL/42	\$48.00
e23T 220-380 volt / three phase element (Large) (non-US)	

MODEL e28S ELEMENTS - 1 PHASE (LARGE)

There are four elements in the e23S-3 kiln.

E-E-28SL/31	\$48.00
e28S 240 volt / single phase element (Large)	
E-E-28SL/21	\$48.00
e28S 208 volt / single phase element (Large)	
E-E-28SL/41	\$48.00
e28S 220 volt / single phase element (Large) (non-US)	

MODEL e28T ELEMENTS - 1 PHASE (LARGE)

There are six elements in the e28T-3 kiln.

E-E-28TL/31	\$48.00
e28T 240 volt / single phase element (Large)	
E-E-28TL/21	\$48.00
e28T 208 volt / single phase element (Large)	
E-E-28TL/41	\$48.00
e28T 220 volt / single phase element (Large) (non-US)	

MODEL e28T ELEMENTS - 3 PHASE (LARGE)

E-E-28TL/32	\$48.00
e28T 240 volt / three phase element (Large)	
E-E-28TL/22	\$48.00
e28T 208 volt / three phase element (Large)	
E-E-28TL/42	\$48.00
e28T 220-380 volt / three phase element (Large) (non-US)	

SCHOOL-MASTER ELEMENTS

ORDER THE CORRECT VOLTAGE ELEMENT

The voltage and phase of your kiln is listed on the data nameplate on your kiln, on the left side of the control panel.

Below is the data nameplate for a SM23T-3:



Be sure you order the proper voltage and phase elements. Phase does matter with the School-Master elements because we vary power and resistance to maximize the power output on three phase kilns.

Elements in each School-Master kiln are graded - there are four identical top elements and two identical bottom elements. The top and middle rings get the four top elements, where as the bottom ring gets the bottom two elements.

PARTS FOR L&L EASY-FIRE AND SCHOOL-MASTER KILNS

CAUTION: 220 volt elements are for non-US power systems only. If used on a standard 240 volt US power system they will overload the power supply of the kiln.

Unused elements with the twisted ends in tact are returnable for a 15% restocking fee. Elements installed in a kiln, even if not fired, are not returnable because they can not be reused.

ELEMENTS

MODEL SM23T ELEMENTS - 1 PHASE

There are six total elements in the SM23T and SM23T-3 kilns. Each kiln gets four "top" elements, for the top and middle rings, and two "bottom" elements for the bottom ring.

E-S-23TT/31	\$48.00
SM23T & SM23T-3 240 volt / single phase top element	
E-S-23TB/31	\$48.00
SM23T & SM23T-3 240 volt / single phase bottom element	
E-S-23TT/21	\$48.00
SM23T & SM23T-3 208 volt / single phase top element	
E-S-23TB/21	\$48.00
SM23T & SM23T-3 208 volt / single phase bottom element	
E-S-23TT/41	\$48.00
SM23T & SM23T-3 220 volt / single phase top element (non-US)	
E-S-23TB/41	\$48.00
SM23T & SM23T-3 220 volt / single phase bottom element (non-US)	

MODEL SM23T ELEMENTS - 3 PHASE

E-S-23TT/32	\$48.00
SM23T & SM23T-3 240 volt / three phase top element	
E-S-23TB/32	\$48.00
SM23T & SM23T-3 240 volt / three phase bottom element	
E-S-23TT/22	\$48.00
SM23T & SM23T-3 208 volt / three phase top element	
E-S-23TB/22	\$48.00
SM23T & SM23T-3 208 volt / three phase bottom element	
E-S-23TT/42	\$48.00
SM23T & SM23T-3 220 volt / three phase top element (non-US)	
E-S-23TB/42	\$48.00
SM23T & SM23T-3 220 volt / three phase bottom element (non-US)	

MODEL SM28T-3 ELEMENTS - 1 PHASE

There are six total elements in the SM28T-3 kilns. Each kiln gets four "top" elements, for the top and middle rings, and two "bottom" elements for the bottom ring.

E-S-28TT/31	\$48.00
SM28T-3 240 volt / single phase top element	
E-S-28TB/31	\$48.00
SM28T-3 240 volt / single phase bottom element	

E-S-28TT/21	\$48.00
SM28T-3 208 volt / single phase top element	
E-S-28TB/21	\$48.00
SM28T-3 208 volt / single phase bottom element	
E-S-28TT/41	\$48.00
SM28T-3 220 volt / single phase top element (non-US)	
E-S-28TB/41	\$48.00
SM28T-3 220 volt / single phase bottom element (non-US)	

MODEL SM28T-3 ELEMENTS - 3 PHASE

E-S-28TT/32	\$48.00
SM28T-3 240 volt / three phase top element	
E-S-28TB/32	\$48.00
SM28T-3 240 volt / three phase bottom element	
E-S-28TT/22	\$48.00
SM28T-3 208 volt / three phase top element	
E-S-28TB/22	\$48.00
SM28T-3 208 volt / three phase bottom element	
E-S-28TT/42	\$48.00
SM28T-3 220 volt / three phase top element (non-US)	
E-S-28TB/42	\$48.00
SM28T-3 220 volt / three phase bottom element (non-US)	

PEEPHOLE PLUGS

C-G-PEEP/00	\$9.00
Peep Hole Plugs 1"OD x 5" Long. These have a stepped head to act as a heat lock around the perimeter.	

Below is a C-G-PEEP/10 peephole plug:



PARTS FOR L&L EASY-FIRE AND SCHOOL-MASTER KILNS


ELEMENT TERMINAL BOARDS

CERAMIC TERMINAL BLOCKS

L-J-BK23/CE..... \$29.00

All-Ceramic Element Connection Board For All Easy-Fire kilns. Comes with terminal hardware and 2 mounting screws.

Below is the L-J-BK23/CE shown on an actual kiln:



M-G-TSET/00 \$4.00

Element Board Terminal Set. Price is for the whole set. Includes: One #10-24 SS bolt 1-1/4" long, One SS lock washer, Three #10-24 SS nuts, Four #10 SS flat washers.

Below is the complete Element Board Terminal Set:



M-A-SMS3/00..... \$0.40

#8 x 1-1/2" long Stainless Steel Sheet Metal Screw. #8 X 1 1/2" Phillips Pan Head. These are used to attach thermocouples to the kiln and to attach Element Terminal Blocks to kiln. (12 used on a 3 section kiln, 8 used on a 2 section kiln)

THERMOCOUPLES

T-G-E800/00..... \$32.00

8 Gauge Type K Thermocouple with ceramic terminal block. Mounting kit is not included.

Below is a T-G-E800/00 8 Ga Thermocouple:



T-G-TUBE/00 \$29.00

Industrial Mullite Protection Tube. This goes over the 8 gauge thermocouple and protects the thermocouple from as rapid corrosion.


Below is a T-G-TUBE/00 Thermocouple Protection Tube:



T-G-MKIT/00 \$8.00

Mounting Kit for Thermocouple. Includes two screws and six 1/4" high ceramic standoffs.

Below is the mounting kit for thermocouples shown with a thermocouple:



EASY-FIRE THERMOCOUPLE WIRES

T-G-HE2C/HT \$18.25

Thermocouple Lead Wire Harness for two section e18S, e23S & e28S control panel. This goes from the DynaTrol board to the thermocouple terminal strip. There are female spade connectors on either end of the two wires. They are bundled together with wire ties.

T-G-HE3C/HT \$24.00

Thermocouple Lead Wire Harness for three section e18T, e23T & e28T control panel. This goes from the DynaTrol board to the thermocouple terminal strip. There are female spade connectors on either end of the three separate wires. They are bundled together with wire ties. (See photo on page 2)

PARTS FOR L&L EASY-FIRE AND SCHOOL-MASTER KILNS

SCHOOL-MASTER THERMOCOUPLE WIRES

T-G-HS3C/HT \$24.00

Thermocouple Lead Wire for three section SM23T, SM23T-3, & SM28T-3 control panel. This goes from the One-Touch™ board to the thermocouple terminal strip. There are female spade connectors on either end of the wire. (See photo on page 3)

SHARED THERMOCOUPLE WIRES

T-G-HETP/HT \$10.25

Thermocouple Lead Wire Harness for top zone. This goes from the thermocouple connection block on the kiln (on the top section of all Easy-Fire kilns) to the thermocouple connection strip. There is one wire six inches long with female spade connectors on one end and stripped ends on the other end.

T-G-HEMD/HT \$11.25

Thermocouple Lead Wire Harness for middle zone (on a three section e18T, e23T or e28T) or bottom zone on a two section e18S, e23S or e28S. This goes from the thermocouple connection block on the kiln (on the middle section of e23T & e28T or bottom section of e23S & e28S kilns) to the thermocouple connection strip. There is one wire twelve (12) inches long with female spade connectors on one end and stripped ends on the other end.

T-G-HEBM/HT \$13.25

Thermocouple Lead Wire Harness for bottom zone. This goes from the thermocouple connection block on the kiln (on the bottom section of e18T, e23T & e28T kilns) to the thermocouple connection strip. There is one wire eighteen (18) inches long with female spade connectors on one end and stripped ends on the other end.

POWER CORDS

POWER CORDS & ACCESSORIES

L-G-PC50/72 \$78.00

72" long 50 amp single phase Power Cord. 240V, single phase, 3 wire (L1, L2 & Ground) NEMA 6-50P. The cord comes with lugs on the end of the wires. There are ring terminals on the end to attach to the Power Terminal Blocks.

L-G-PC50/3P \$91.00

72" long 50 amp three phase Power Cord. 240V, three phase, 4 wire (L1, L2, L3 & Ground) NEMA 15-50P plug head. The cord comes with lugs on the end of the wires. There are ring terminals on the end to attach to the Power Terminal Blocks.

L-G-PCCP/00 \$9.25

Clamp to hold power cord in control panel.


POWER CONNECTION BLOCKS

The Power Connection Blocks are the main terminal that the Power Cord gets attached to. The wires feed from this block to the Power Relays and Control Transformer.

L-G-PB2P/EF \$25.00

Single Phase Power Connection Block 2 pole.

Below is a L-G-PB2P/EF 2 pole Connection Block:



L-G-PB3P/EF \$32.00

Three Phase Power Connection Block 3 Pole

Below is a L-G-PB3P/EF 3 pole Power Connection Block:



TERMINAL STRIPS

There is a Power Terminal Strip for connecting the Power Element Lead Wires and the Power Wires that go to the outputs of the Power Relays. There is also a similar but smaller one for the Thermocouple Lead Wires. These are mounted on the outside surface of the Element Cover Box and are covered by the piggy-backed Control Box when it closes. (See photos on pages 2-3 to see where they are located.)

L-G-TRPW/EF \$19.25

Power Terminal Strip.


Below is a L-G-TRPW/EF Power Terminal Strip:



PARTS FOR L&L EASY-FIRE AND SCHOOL-MASTER KILNS

L-G-TRTC/EF	\$19.25
Thermocouple Terminal Strip.	

Below is a L-G-TRTC/EF Thermocouple Terminal Strip:



CONTROL FUSE

This fuses the control circuit. It is located by the On/off switch and the fuse is accessible from outside the panel. (See photos on pages 2-3 to see where it is located).

Below is a panel mounted fuse holder and fuse:



L-C-FS05/00..... \$1.90
1/2 Amp Fuse Panel Mount (3AG-1/2, 250V)

L-G-FSPB/00.....	\$14.50
Panel Mount Fuse Holder for Control Fuse	

ON/OFF TOGGLE SWITCH

L-G-SWTG/00 \$19.00
On/Off Toggle Switch. (See photos on pages 2-3 to see where it is located).

Below is the L-G-SWTG/00 On/Off Switch:



L-G-SWTG/PL.....	\$2.00
Toggle Switch Legend Plate.	

POWER RELAYS

L-G-RL25/12 \$30.00
25 Amp Enclosed Power Relay, 12 Volt Coil. (See photos on pages 2-3 to see where it is located).


Below is a 25 Amp enclosed power relay with a 12 volt coil (L-G-RL25/12).



CONTROL BOARDS

N-G-D300/00 \$300.00
DynaTrol Electronic Board. (See photo on page 2 to see where it is located).

Below is the N-G-D300/00 Board viewed from the back.



N-G-TCH0/06 \$200.00
One-Touch™ Electronic Board. (See photo on page 3 to see where it is located).

Below is the N-G-TCH0/06 Board viewed from the back.




PARTS FOR L&L EASY-FIRE AND SCHOOL-MASTER KILNS

CONTROL TRANSFORMER

L-G-TR24/00 \$36.00
12 VA Control Transformer. (See photos on pages 2-3 to see where it is located).

Below is the L-G-TR24/00 12VA Control transformer. The arrow points to the terminal numbers that correspond to the wiring diagram:



EASY-FIRE WIRE HARNESSSES

CONTROL WIRES

These are all the 16 gauge control wires inside the control panel. All wires have the appropriate connectors on the ends. They are bundled together with wire ties. All wires are color coded and the color coding corresponds with the wiring diagram. (See photo on page 2 and Wiring Diagram).

L-G-HE2C/CT \$37.00
Control Wire Harness for two section e23S & e28S panel.

L-G-HE3C/CT \$40.00
Control Wire Harness for three section e23T & e28T panel.

SCHOOL-MASTER WIRE HARNESSSES

CONTROL WIRES

These are all the 16 gauge control wires inside the control panel. All wires have the appropriate connectors on the ends. They are bundled together with wire ties. All wires are color coded and the color coding corresponds with the wiring diagram. (See photo on page 3 and Wiring Diagram).

L-G-HS3C/CT \$40.00
Control Wire Harness for three section SM23T, SM23T-3 & SM28T-3 panel.

SHARED WIRING HARNESSSES

POWER WIRES IN THE CONTROL PANEL

These are all the 10 gauge power wires inside the control panel. All wires have the appropriate connectors on the ends. They are bundled together with wire ties. All wires are numbered and the numbering corresponds with the wiring diagram and terminal numbers. (See photos on pages 2-3 and Wiring Diagrams).

L-G-HE2C/PR \$31.00
Power Wire Harness for two section e18S, e23S & e28S Control Box. Connects the Power Terminal Strip to the Relays.

L-G-HE3C/PR \$44.00
Power Wire Harness for three section e18T, e23T & e28T Control Box. Connects the Power Terminal Strip to the Relays.

L-G-HE2C/P1 \$31.00
Power Wire Harness for two section e18S, e23S & e28S Control Box. Connects the Relays to the Power Connection Block.

L-G-HE3C/P1 \$44.00
Power Wire Harness for three section e18T, e23T & e28T Control Box, 1 Phase. Connects the Relays to the Power Connection Block.

L-G-HE3C/P3 \$44.00
Power Wire Harness for three section e18T, e23T & e28T Control Box, 3 phase. Connects the Relays to the Power Connection Block.

POWER ELEMENT LEAD WIRES

L-G-HETP/PR \$10.25
Power Element Lead Wire Harness for top zone all kilns. This goes from the Element Terminal Block on the kiln (on the top section of all Easy-Fire & School-Master kilns) to the Power Terminal Strip. There are two wires 11-3/8" & 11-1/2" long with female spade connectors on one end and ring terminals on the other end. Wires are 10 gauge 150°C.

L-G-HEMD/PR \$10.25
Power Element Lead Wire Harness for middle zone (on a three section kiln or bottom zone on a two section kiln). This goes from the Element Terminal Block on the kiln (on the middle section of three ring kiln or bottom section of two ring kiln) to the Power Terminal Strip. There are two wires 6" & 6-5/8" long with female spade connectors on one end and ring terminals on the other end. Wires are 10 gauge 150°C.

L-G-HEBM/PR \$10.25
Power Element Lead Wire Harness for Bottom zone (on a three section kiln). This goes from the Element Terminal Block on the kiln (on the bottom section of a three ring kiln) to the Power Terminal Strip. There are two wires 12-1/8" & 11-5/8" long with female spade connectors on one end and ring terminals on the other end. Wires are 10 gauge 150°C.

PARTS FOR L&L EASY-FIRE AND SCHOOL-MASTER KILNS

SHARED WIRING COMPONENTS


GROUND JUMPER

L-G-GRND/EF
\$10.25 Ground Jumper. This is the short green jumper wire that connects the ground lug on the control box to the ground lug on the element terminal box. 10 gauge 150°C Green (See photos on pages 2-3).

WIRE BUSHINGS


L-G-BUSH/EF\$2.95
Heyco 3/4" Bushing. These are the round plastic bushings that are press-fit into the element terminal box. The Power Element Lead Wires and Thermocouple Lead Wires come through these holes. (See photos on pages 2-3).

Below is a view of an e18T kiln showing the Thermocouple and Power Element Lead Wire Harness:



A= L-G-HETP/PR Top Power Element Wire Harness
B = L-G-HEMD/PR Middle Power Element Wire Harness
C = L-G-HETP/PR Bottom Power Element Wire Harness
D=T-G-HETP/HT Top Thermocouple Lead Wire Harness
E = T-G-HEMD/HT Middle Thermocouple Lead Wire Harness
F = T-G-HEBM/HT Bottom Thermocouple Lead Wire Harness

Below is a view of an SM28T-3 kiln showing the Thermocouple and Power Element Lead Wire Harness:



A= L-G-HETP/PR Top Power Element Wire Harness
B = L-G-HEMD/PR Middle Power Element Wire Harness
C = L-G-HETP/PR Bottom Power Element Wire Harness
D = T-G-HEMD/HT Thermocouple Lead Wire Harness

PARTS FOR L&L EASY-FIRE AND SCHOOL-MASTER KILNS

EASY-FIRE CONTROL BOXES (COMPLETE)

The complete Easy-Fire control boxes include power cord, all components (DynaTrol, Power relays, Control Transformer, Terminal Strips and all wiring up to but not including the Element Terminal Blocks.)

L-E-2Z1P/00 \$700.00
Complete Control Box for e18S, e23S or e28S 1 Phase.

L-E-3Z1P/00 \$730.00
Complete Control Box for e18T, e23T or e28T 1 Phase.

L-E-3Z3P/00 \$760.00
Complete Control Box for e18T, e23T or e28T 3 Phase.

SCHOOL-MASTER CONTROL BOXES (COMPLETE)

The complete School-Master control boxes include power cord, all components (One-Touch, Power relays, Control Transformer, Terminal Strips and all wiring up to but not including the Element Terminal Blocks.)

L-S-3Z1P/00 \$730.00
Complete Control Box for SM23T or SM28T 1 Phase.

L-S-3Z3P/00 \$760.00
Complete Control Box for SM23T or SM28T 3 Phase.

WIRE & TERMINALS (SEPARATE)

These separate wire and terminals are for those who want to make their own wires. We normally recommend that you replace the entire harness when replacing wires.

TERMINALS

You will need a good wire stripper and crimping tool to do any rewiring in your kiln (available from us or in your local hardware store). Be sure to get all the wire strands inside the terminal end. Never use aluminum wire in a kiln or to hook up a kiln. Aluminum wire will quickly oxidize - especially around heat - and cause a major problem with heat and potentially a fire.

M-A-SPAD/MD \$0.55
Female Slip On Wire Terminal (Insulated, Medium, 1/4" Tab). This is used on the control boards, 1/2 amp fuse holders, toggle switches and relays. Up to 16-14 Awg wire. Blue Insulated. Female Slip On Terminal.



M-A-SPAD/LG \$0.55
Female Slip On Wire Terminal (Insulated, Large, 1/4" Tab). This is used on the power wires. Up to 12-10 Awg wire. Yellow Insulated. Female Slip On Terminal.



M-A-SPAD/SM \$0.55
Female Slip On Wire Terminal (Insulated, Small, 3/16" tab)
This is used on the transformers. Up to 16-14 Awg wire, .187 (3/16" tab) Blue insulated. Also used on thermocouple wires.



M-A-LUGX/50 \$2.75
Non-insulated Hi Temp Ring Terminal for 6 Ga wire and 1/4" stud. Used on power cords.



M-A-RING/00 \$0.55
Medium Ring Terminal Uninsulated Up to 12-10 Awg wire, #10 Stud. uninsulated Used for ground wires and element power wire ends that go onto the element terminals. Also used on the Ground wire.



M-A-RING/SM \$0.55
Small Ring Terminal Insulated Up to 16-14 Awg wire, #10 Stud. Insulated . Blue. Used for ground wires in the control circuit.



PARTS FOR L&L EASY-FIRE AND SCHOOL-MASTER KILNS

POWER WIRE

This wire is rated for 150°C and is used to connect power from the Power Terminal Block to the Power Relays, and from there to the Power Terminal Strip and from there to the Element Connection Blocks.

L-G-WR10/BL (Price is per foot) \$2.65
10 Gauge Wire, Black, Tinned Copper Rated for 150°C

L-G-WR10/WT (Price is per foot)..... \$2.65
10 Gauge Wire, White, Tinned Copper Rated for 150°C

L-G-WR10/GR (Price is per foot)..... \$2.65
10 Gauge Wire, Green, Tinned Copper Rated for 150°C

CONTROL WIRE

This wire is rated for 105°C and is used to connect all the control functions such as the connections between the outputs of the DynaTrol to the Power Relay coils and all the wires going into the Control Transformer.

L-G-WR16/BL (Price is per foot) \$1.00
16 Gauge Wire, Black, Tinned Copper Rated for 105°C

L-G-WR16/WT (Price is per foot)..... \$1.00
16 Gauge Wire, White, Tinned Copper Rated for 105°C

L-G-WR16/GR (Price is per foot)..... \$1.00
16 Gauge Wire, Green, Tinned Copper Rated for 105°C

L-G-WR16/GY (Price is per foot)..... \$1.00
16 Gauge Wire, Gray, Tinned Copper Rated for 105°C

L-G-WR16/BU (Price is per foot)..... \$1.00
16 Gauge Wire, Blue, Tinned Copper Rated for 105°C

L-G-WR16/NG (Price is per foot)..... \$1.00
16 Gauge Wire, Orange, Tinned Copper Rated for 105°C

L-G-WR16/PL (Price is per foot)..... \$1.00
16 Gauge Wire, Purple, Tinned Copper Rated for 105°C

L-G-WR16/BN (Price is per foot)..... \$1.00
16 Gauge Wire, Brown, Tinned Copper Rated for 105°C

THERMOCOUPLE LEAD WIRE

T-G-0000/HT (per foot) \$5.25

High Temp Thermocouple Lead Wire. This is special high temperature lead wire. You can not use the lower temperature wire that we use on the Jupiter kilns because of the heat inside the terminal box on the Easy-Fire kilns.

ELEMENT HOLDERS

Hard ceramic element holders are one of the unique features that make L&L Kilns so long lasting and valuable. See our Troubleshooting Guide for details on replacement if ever necessary.

DIFFERENT TYPES OF HOLDERS

There are two designs of our 542 element holder used on the Easy-Fire kilns. We started using the large holder as of June 1, 2004. As we redesigned the holder, we kept backward compatibility in mind. Both of the designs will fit in the same slot in your firebrick.

The difference is in the inside diameter of the holder. However, you can interchange these holders without trouble. There will be a slight mismatch at the inside bottom of the holder but this will not cause a problem. If you don't like this mismatch just replace two holder that are together in one firebrick.

ELEMENT HOLDER LENGTHS

Element Holders come in several different lengths. The following is a list of the various sizes as they are used in the different models.

e18S, e18T with 2-1/2" bricks use one 3-15/16" holder and one 3" holder per brick per normal side. On the brick where the element connections come through there are two 3" holders per brick.


e18S-3, e18T-3 with 3" brick use one 3" and one 3-1/2" holder per row per normal side. On the brick where the element connections come through there are two 2-1/2" holders per brick.

e23S, e23T with 2-1/2" bricks use one 3-15/16" holder and one 3-1/2" holder per brick per normal side. On the brick where the element connections come through there are two 3" holders per brick.

e23S-3, e23T-3 with 3" brick use two 3-1/2" holders per brick per normal side. On the brick where the element connections come through there are two 3" holders per brick.

e28S-3, e28T-3 with 3" brick use one 3" long holder and one 4-1/4" holder per brick per normal side. On the brick where the element connections come through there are two 3" holders per brick.

Below is C-G-EH39/TN #542A element holder:



ELEMENT HOLDER PRICES

C-G-EH25/TN \$5.00
2-1/2" Long #542 Element Holder

C-G-EH30/TN \$5.00
3" Long #542 Element Holder

C-G-EH35/TN \$5.00
3-1/2" Long #542 Element Holder

C-G-EH39/TN \$5.00
3-15/16" Long #542 Element Holder

C-G-EH40/TN \$5.00
4-1/4" Long #542 Element Holder

PARTS FOR L&L EASY-FIRE AND SCHOOL-MASTER KILNS

FIREBRICK SLABS (TOP/BOTTOM)

Tops and bottoms include stainless bands. Hinge parts and handle are not included.

TOP FIREBRICK

P-J-1800/TP\$141.00

Top for a e18S or e18T, 2-1/2" brick

P-J-1803/TP\$180.00

Top for a e18S or e18T, 3" brick

P-J-2300/TP\$196.00

Top for a e23S or e23T, 2-1/2" brick

P-J-2303/TP\$223.00

Top for a e23S or e23T, 3" brick

P-J-2903/TP\$329.00

Top for a e28S or e28T, 3" brick

STAINLESS STEEL CLIPS

These are the thin stainless steel clips that get attached to the lid band and help hold the brick in place. Two are sandwiched together in each spot. The same part is used for 3" thick and 2-1/2" lids.

S-J-CLIP/18..... \$4.55

Stainless steel angle clip used on e18S, e18T, e23S and e23T tops (for either 2-1/2" brick or 3" brick).

S-J-CLIP/29..... \$4.55


Stainless steel angle clip used on e28S-3 and e28T-3 tops.

Below is shown a stainless steel angle clip used to hold firebrick into top band:



BOTTOM FIREBRICK

Below is shown a P-J-2900/BT bottom:



P-J-1800/BT \$141.00

Bottom for a e18S or e18T, 2-1/2" brick

P-J-1803/BT \$180.00

Bottom for a e18S or e18T, 3" brick

P-J-2300/BT \$196.00

Bottom for a e23S or e23T, 2-1/2" brick

P-J-2303/BT \$223.00

Bottom for a e23S or e23T, 3" brick

P-J-2903/BT \$329.00


Bottom for a e28S or e28S, 3" brick

FIREBRICK (SIDES & SECTIONS)

SINGLE SIDE BRICKS

Sidebricks are single 9 x 4-1/2 x 2-1/2" bricks cut with the proper angles, relief cuts in the back and grooved for element holders. Each brick includes the appropriate element holders. If you need the brick where the elements go through the then specify that so that the proper element holders will be put in. The holes for the element connections must be drilled in the field.

Below shows the inside of an e23T kiln:



A= Normal sidebrick

B = Sidebrick for element connection side

C = Thermocouple Protection Tube

SIDEBRICK FOR e18S & e18T, 2-1/2" Brick

F-E-1800/00..... \$20.75

Sidebrick for e18S & e18T. Includes a full line of ceramic element holders for the typical side. 2-1/2" brick.

F-E-1800/EL \$20.75

Sidebrick for element connection side for e18S & e18T.

Includes two short element holders with a gap in the middle for the special brick where the elements connections go through. 2-1/2" brick.

F-E-1800/NH \$10.50

Sidebrick for e18S & e18T. (No Element Holders). 2-1/2" brick.

PARTS FOR L&L EASY-FIRE AND SCHOOL-MASTER KILNS

SIDEBRICK FOR e18S & e18T, 3" Brick

F-E-1803/00..... \$21.75

Sidebrick for e18S-3 & e18T-3. Includes a full line of ceramic element holders for the typical side. 3" brick.

F-E-1803/EL..... \$21.75

Sidebrick for element connection side for e18S-3 & e18T-3. Includes two short element holders with a gap in the middle for the special brick where the elements connections go through. 3" brick.

F-E-1803/NH..... \$11.75

Sidebrick for e18S-3 & e18T-3. (No Element Holders). 3" brick.

SIDEBRICK FOR e23S & e23T, 2-1/2" Brick

F-E-2300/00..... \$22.00

Sidebrick for e23S & e23T. Includes a full line of ceramic element holders for the typical side. 2-1/2" brick.

F-E-2300/EL..... \$22.00

Sidebrick for element connection side for e23S & e23T. Includes two short element holders with a gap in the middle for the special brick where the elements connections go through. 2-1/2" brick.

F-E-2300/NH..... \$11.00

Sidebrick for e23S & e23T. (No Element Holders). 2-1/2" brick.

SIDEBRICK FOR e23S & e23T, 3" Brick

F-E-2303/00..... \$23.00

Sidebrick for e23S-3 & e23T-3. Includes a full line of ceramic element holders for the typical side. 3" brick.

F-E-2303/EL..... \$23.00

Sidebrick for element connection side for e23S-3 & e23T-3. Includes two short element holders with a gap in the middle for the special brick where the elements connections go through. 3" brick.

F-E-2303/NH..... \$12.00

Sidebrick for e23S-3 & e23T-3. (No Element Holders). 3" brick.

SIDEBRICK FOR e28S & e28T

All e28S and e28T kilns have 3" brick.

F-E-2803/00.....\$23.00

Sidebrick for e28S & e28T. Includes a full line of ceramic element holders for the typical side. 3" brick.

F-E-2803/EL..... \$23.00

Sidebrick for element connection side for e28S & e28T. Includes two short element holders with a gap in the middle for the special brick where the elements connections go through. 3" brick.

F-E-2803/NH.....\$12.00

Sidebrick for e28S & e28T. (No element holders). 3" brick.

BRICK REPAIR & CEMENT

CEMENT & BRICK FACING

M-G-0050/00..... \$9.75

Hi-Temp Cement (1/2 pint). This is Brick Cement is the actual cement we use to cement our tops and bottoms together.

M-G-0100/00..... \$20.00

Hi-Temp Cement (quart). This is Brick Cement is the actual cement we use to cement our tops and bottoms together.

M-G-0050/PH..... \$19.25

Special Phosphate Bonded Cement (1/2 pint). This is a type of cement with extremely good bonding properties - perfect for repairs.

M-G-F050/00..... \$9.75

Facing (1/2 pint) Facing is the special coating we formulate to harden and coat the firebrick

M-G-F110/00..... \$9.75

Facing (quart) Facing is the special coating we formulate to harden and coat the firebrick

F-G-BRCK/25..... \$5.75

2-1/2" x 4-1/2" x 9" UNCUT BRICK

F-G-BRCK/30..... \$6.50

3" x 4-1/2" x 9" UNCUT BRICK

BRICK REPAIR KIT

M-G-BKIT/00..... \$34.00

Brick Repair Kit. This is a special kit which includes a 1/8 pint of very special phosphate bonded firebrick cement, 1 quart of firebrick dust, 1 small firebrick piece, 1/2 pint brick facing and detailed instructions. With this kit it is possible to repair many firebrick problems (such a gouges) to almost like new condition.

CERAMIC FIBER

F-G-FIBR/00 (per linear foot x 24" wide)..... \$18.00

Non-RCF ceramic fiber. This is a non-hazardous version of ceramic fiber. It is soluble in the human body (i.e. lungs). It will withstand about 2300°F - beyond which it will shrink and/or melt. This is great for stuffing around thermocouple holes and general gasketing. One linear foot is 24" wide by 12" long by 1" thick.

SCREWS, BOLTS, NUTS, WASHERS

SHEET METAL SCREWS

M-A-SMS2/00..... \$0.20

#10 x 1/2" long Stainless Steel Sheet Metal Screw. #10 X 1/2" Phillips Pan Head. This is the most common sheet metal screw used. It is used to attach the hinge parts to the kiln and lid and to attach the handles to the kiln sections and door. (54 used on a 3 section kiln, 46 used on a 2 section kiln)

M-A-SMS3/00..... \$0.40

#6 x 1-1/2" long Stainless Steel Sheet Metal Screw. #6 X 1 1/2" Phillips Pan Head. These are used to attach thermocouples to the kiln and to attach Element Terminal Blocks to kiln. (12 used on a 3 section kiln, 8 used on a 2 section kiln)

PARTS FOR L&L EASY-FIRE AND SCHOOL-MASTER KILNS

M-A-SMS6/00..... \$0.15
#8-3/8" long Slot Head Pan Sheet Metal Screw. This is used to attach the Control Box to the Element Cover Box. It is also used to attach Power Relays and Control Transformer to Contactor Panel. (10 used on 3 section kiln, 8 used on a 2 section kiln)

M-A-SMS7/00..... \$0.15
#8-3/4" long Slot Head Pan Sheet Metal Screw. This is used to fasten Element Cover Box to the kiln. It is also used to attach Power Terminal Block to Contactor Panel. It is also used to attach the Power Terminal Strip and the Thermocouple Terminal Strip to the Element Cover Box. (12 used on a 3 section kiln, 10 used on a 2 section kiln)

M-A-SMS5/00..... \$0.15
#6-3/8" long Slot Head Pan Sheet Metal Screw. This is used to fasten the DynaTrol to the front of the control box. (4 used)

#10 MACHINE SCREWS, NUTS, WASHERS

L-G-TERM/00..... \$0.80
Stainless Steel Terminal Bolt, #10-24 x 1-1/4" long. Used for all element connections. (2 per section)

L-G-SNUT/00..... \$0.55
#10-24 Stainless Steel Nut. This is used on the element terminals and the vent bypass box. Also used to mount Contactor Plate to Control Box. (4 per vent, 3 per element terminal)

L-G-WASH/00..... \$0.25
#10 Stainless Steel Washer. This is used on the element terminals. (3 per element terminal)

L-G-LOCK/00..... \$0.30
#10 Stainless Steel Lock Washer. This is used on mounting the vent bypass box. Also used on the element terminals. (1 per element terminal)

M-G-TSET/00..... \$4.00
Element Board Terminal Set. Price is for the whole set. Includes: One #10-24 SS bolt 1-1/4" long, One SS lock washer, Three #10-24 SS nuts, Four #10 SS flat washers.

1/4-20 MACHINE SCREWS, NUTS, WASHERS

M-A-MS45/00..... \$0.25
#1/4-20 x 1/2" long Bolt. This is used to attach the stand legs. (2 per leg, 8 per kiln)

M-A-MNT4/00..... \$0.15
#1/4-20 Nut. This is used to attach the Vent Motor to the wall-mount bracket (4 per vent)

M-A-MWS4/00..... \$0.10
#1/4 Lock Washer. This is used to attach the Vent Motor of the wall-mount bracket (4 per vent)

ELEMENT COVER BOXES

Element cover are the same between the Easy-Fire and School-Master kiln lines and include insulation and plastic bushings installed. Does not include Power Terminal Strip and Thermocouple Terminal Strip.

S-E-ECBX/02..... \$65.00
Element Cover Box for two section kilns. Includes four mounting screws. Aluminized steel. Includes insulation and plastic bushings installed. Does not include Power Terminal Strip and Thermocouple Terminal Strip.

S-E-ECBX/03..... \$71.00
Element Cover Box for three section kilns. Includes six mounting screws. Aluminized steel. (See photo on page 2)

S-E-ECBX/IN..... \$18.25
Element Cover Box Insulation. Holes are prepunched.

Insulation inside an Element Cover Box:



CONTROL BOX METAL

Easy-Fire kilns all use the same metal box to house the controls. School-Master kilns use a different box, but likewise, it is universal throughout the kiln series. The contactor plate that holds the Power Relays, Control Transformer, and Power Terminal Block is also the same for all models.

S-E-CTBX/00..... \$71.00
Easy-Fire Control Box. Includes two mounting screws. Powder-Coated. (See photo on page 2)

S-S-CTBX/00..... \$71.00
School-Master Control Box. Includes two mounting screws. Powder-Coated. (See photo on page 3)

S-E-CTBX/PL..... \$30.00
Contactor Plate. Aluminized steel (See photo on page 2)

PARTS FOR L&L EASY-FIRE AND SCHOOL-MASTER KILNS

HINGES (e18S & e18T)

S-G-HNGE/00..... \$87.00

Complete SS Standard Hinge for e18S and e18T kilns.

Includes the parts that attach to the kiln, the part that attaches to the lid and the hinge bar and attachment hardware and screws. This is the standard hinge. This hinge is made from 14 gauge stainless steel and is a much heavier-duty hinge than we used to use.

Below is a S-G-HING/00 complete hinge assembly for e18S & e18T Kilns:



S-G-PINX/SM..... \$11.25
Hinge Bar for Standard Hinge. Includes cotter pins. The pin is 10" long and is chrome plated.

S-G-COTT/00..... \$1.90
Cotter Pins (two in a set). Price is for two.

HINGES (EASY-LIFT SPRING TYPE)

LID MOUNT FOR EASY-LIFT HINGES

There are two lid mounts available for the second generation Easy-Lift system. One is for 10-sided kilns, such as the e23T or the SM23T, and the other is for 12-sided kilns, such as the e28T-3 or the SM28T-3. Front plate, handle, and lid-latch set are sold separately.

S-G-LDMT/23..... \$100.00
Lid Mount for a 10-sided kiln hinge. Mounting screws are included.

S-G-LDMT/28..... \$100.00
Lid Mount for a 10-sided kiln hinge. Mounting screws are included.

RING MOUNT FOR EASY-LIFT HINGES

There are two ring mounts available for the second generation Easy-Lift system. One is for 10-sided kilns, such as the e23T or the SM23T, and the other is for 12-sided kilns, such as the e28T-3 or the SM28T-3. Backing plates are sold separately.

S-G-RGMT/23..... \$70.00
Ring Mount for a 10-sided kiln hinge. Mounting screws are included.

S-G-RGMT/28..... \$85.00
Ring Mount for a 10-sided kiln hinge. Mounting screws are included.

SPRINGS FOR EASY-LIFT HINGES

There are four springs available for the second generation Easy-Lift system. Two are for 10-sided kilns, such as the e23T or the SM23T, and two are for 12-sided kilns, such as the e28T-3 or the SM28T-3. Each hinge has one on the left of the center hinge bar, the other on the right. The springs will be labeled as such before shipment from the factory.

S-G-LSPG/23..... \$16.00
Spring for the left side of a 10-sided kiln hinge.

S-G-RSPG/23..... \$16.00
Spring for the right side of a 10-sided kiln hinge.

S-G-LSPG/28..... \$16.00
Spring for the left side of a 12-sided kiln hinge.

S-G-RSPG/28..... \$16.00
Spring for the right side of a 12-sided kiln hinge.

HINGE BARS FOR EASY-LIFT

S-G-HBAR/00..... \$16.00
Replacement Hinge Bar for Easy-Lift. Three of these are used for each Easy-Lift system, they are the same in both models.

S-G-COTT/00..... \$1.90
Cotter Pins (Price is for two.) Six of these are used for each Easy-Lift system, two per hinge bar. Sold in sets of two.

MISCELLANEOUS PARTS

S-G-HNDL/00..... \$18.00

Ceramic Handle for Easy-Lift hinges. Includes mounting hardware.

S-G-FRPL/00..... \$15.00

Front Plate for Easy-Lift hinges. The front plate secures the lid mount to the kiln lid itself. Mounting screws are included.

S-G-LTCH/00..... \$7.50

Lid Latch set for holding the kiln lid closed during firings. Includes the clasp, the hook, and mounting hardware.


S-G-BKPL/00..... \$9.00

Backing Plate for Easy-Lift hinges. The backing plates that are used between the firebrick and stainless wrap to allow the ring mount to be secured to the kiln. Two per ring.

S-G-HPIN/00..... \$3.50

Locking Push Pin for holding door in position with SS wire rope and mounting bracket. The push pin has a spring-loaded plunger that holds it securely in the hole of the hinge body.

Below is the S-G-HPIN/00 Push Pin Assembly:



PARTS FOR L&L EASY-FIRE AND SCHOOL-MASTER KILNS

COMPLETE REPLACEMENT HINGES


S-G-HNGE/23..... \$250.00

Complete Replacement Hinge for 10-Sided Kilns. Full replacement hinge, includes all components except for the backing plates.

S-G-HNGE/28..... \$275.00

Complete Replacement Hinge for 12-Sided Kilns. Full replacement hinge, includes all components except for the backing plates.

Below is an "Easy-Lift" hinge from the rear on an e28T-3. Some of parts are identified.



A = S-G-RGMT/28 - Ring Mount

B = S-G-LSPG/28 - Left Spring

C = S-G-RSPG/28 - Right Spring


D = S-G-HBAR/00 - Hinge Bar

E = S-G-COTT/00 - Cotter Pin

F = S-G-HPIN/00 - Locking Push Pin

G = M-L-HING/00 - Warning Hinge Label

Below is an "Easy-Lift" hinge from the front on an e28T. Some of parts are identified.



A = S-G-LDMT/28 - Lid Mount

B = S-G-FRPL/00 - Front Plate

C = S-G-HNDL/00 - Ceramic Handle

D = S-G-LTCH/00 - Lid Latch Set

E = C-G-PEEP/00 - Peephole Plug

F = M-L-HOTD/00 Warning Hot Label

STANDS

The kiln stands are made of aluminized steel which resist corrosion even at the high temperatures experienced on the stands. The design of the legs is very sturdy with several stiffening bends. The top of all the stands is a sheet of aluminized steel with two bends on the sides for great structural strength. This will provide good support for the entire brick bottom. All stands have a 3" diameter hole in the center and four studs welded which our vent collection box attaches to. All stands are 8" inches high. When you order a stand you will get the stand top, legs plastic feet and appropriate hardware set all included.18

A-J-1800/00..... \$65.00

Heavy Gauge (14 Ga) Aluminized Steel Stand For e18S, e18T. (15" square by 8" high)

A-J-2300/00..... \$75.00

Heavy Gauge (14 Ga) Aluminized Steel Stand For e23S, e23T. (19" square by 8" high)

A-J-2900/00..... \$95.00

Heavy Gauge (14 Ga) Aluminized Steel Stand For e28S, e28T. (26" square by 8" high)

A-J-LEGP/00..... \$7.50

Stand leg with PEM type threaded fastener.

A-J-HARD/PM..... \$5.50

Hardware for attaching legs. Includes (8) bolts.

Below is an assembled stand:



Below shows the stand from underneath so you can see the vent bypass collection box attached:



PARTS FOR L&L EASY-FIRE AND SCHOOL-MASTER KILNS

WARNING ABOUT STAND INSTALLATION: It is critical to level stand when installing it. The stand **MUST NOT** rock at all. Also the bottom of the kiln **MUST NOT** rock when placed on the stand. If it does there is a high likelihood that the floor of the kiln could crack.

CAUTION: Do not operate kiln without a kiln stand in good condition. It is critical that there be free airflow under the kiln to prevent the kiln from transmitting excessive heat to the floor where the kiln is located. Kiln must be stable and well-supported.

CASE METAL

Case metal of the kilns and tops and bottoms is available. These pieces would include all holes punched and the worm-gear hose clamps spot welded on. Keep in mind that it is not easy to change the outer casing. This is a job for experienced kiln repair people only. The bands for tops and the bottoms are fairly easy to change. No hardware or handles are included with the cases or tops with the exception of the hose clamps that are spot welded to the metal.

CASES

S-E-1818/00	\$48.00
Case for a e18S or e18T ring	
S-E-1818/03	\$48.00
Case for a e18S-3 or e18T-3 ring	
S-E-2318/00	\$53.00
Case for a e23S or e23T ring	
S-E-2318/03	\$53.00
Case for a e23S-3 or e23T-3 ring	
S-E-2818/00	\$65.00
Case for a e28S-3 or e28T-3 ring	

TOP & BOTTOM BANDS

S-J-18T2/00.....	\$30.00
SS Band for 2-1/2" top or bottom for a e18S or e18T	
S-J-18T2/03.....	\$33.00
SS Band for 3" top or bottom for a e18S-3 or e18T-3	
S-J-23T2/00.....	\$36.00
SS Band for 2-1/2" top or bottom for a e23S or e23T	
S-J-23T2/03.....	\$37.00
SS Band for 3" top or bottom for a e23S-3 or e23T-3	
S-J-29T3/00.....	\$41.00
Band for 3" top or bottom for a e28S or e28T	

EASY-FIRE KILN SECTIONS

These are for replacement of a complete kiln section. Includes brick wrapped in metal case, element holders, elements, element connection blocks. Does not include thermocouple or connection wires.

e18S SECTIONS

R-E-18S2/21.....	\$440.00
e18S Ring-Section 208V/1P 2-1/2" Brick	
R-E-18S2/31.....	\$440.00
e18S Ring-Section 240V/1P 2-1/2" Brick	
R-E-18S3/21.....	\$495.00
e18S-3 Ring-Section 208V/1P 3" Brick	
R-E-18S3/31.....	\$495.00
e18S-3 Ring-Section 240V/1P 3" Brick	

e18T SECTIONS

R-E-18T2/21.....	\$440.00
e18T Ring-Section 208V/1P 2-1/2" Brick	
R-E-18T2/31.....	\$440.00
e18T Ring-Section 240V/1P 2-1/2" Brick	
R-E-18T2/22.....	\$440.00
e18T Ring-Section 208V/3P 2-1/2" Brick	
R-E-18T2/32.....	\$440.00
e18T Ring-Section 240V/3P 2-1/2" Brick	
R-E-18T3/21.....	\$495.00
e18T-3 Ring-Section 208V/1P 3" Brick	
R-E-18T3/31.....	\$495.00
e18T-3 Ring-Section 240V/1P 3" Brick	
R-E-18T3/22.....	\$495.00
e18T-3 Ring-Section 208V/3P 3" Brick	
R-E-18T3/32.....	\$495.00
e18T-3 Ring-Section 240V/3P 3" Brick	

e23S SECTIONS

R-E-23S2/21.....	\$560.00
e23S Ring-Section 208V/1P 2-1/2" Brick	
R-E-23S2/31.....	\$560.00
e23S Ring-Section 240V/1P 2-1/2" Brick	
R-E-23S3/21.....	\$625.00
e23S-3 Ring-Section 208V/1P 3" Brick	
R-E-23S3/31.....	\$625.00
e23S-3 Ring-Section 240V/1P 3" Brick	

e23T SECTIONS

R-E-23T2/21.....	\$560.00
e23T Ring-Section 208V/1P 2-1/2" Brick	
R-E-23T2/31.....	\$560.00
e23T Ring-Section 240V/1P 2-1/2" Brick	
R-E-23T2/22.....	\$560.00
e23T Ring-Section 208V/3P 2-1/2" Brick	
R-E-23T2/32.....	\$560.00
e23T Ring-Section 240V/3P 2-1/2" Brick	
R-E-23T3/21.....	\$625.00
e23T-3 Ring-Section 208V/1P 3" Brick	
R-E-23T3/31.....	\$625.00
e23T-3 Ring-Section 240V/1P 3" Brick	
R-E-23T3/22.....	\$625.00
e23T-3 Ring-Section 208V/3P 3" Brick	

PARTS FOR L&L EASY-FIRE AND SCHOOL-MASTER KILNS

R-E-23T3/32 \$625.00
e23T-3 Ring-Section 240V/3P 3" Brick

e28S-3 SECTIONS

R-E-28S3/21 \$965.00
e28S-3 Ring-Section 208V/1P 3" Brick

R-E-28S3/31 \$965.00
e28S-3 Ring-Section 240V/1P 3" Brick

e28T-3 SECTIONS

R-E-28T3/21 \$965.00
e28T-3 Ring-Section 208V/1P 3" Brick

R-E-28T3/31 \$965.00
e28T-3 Ring-Section 240V/1P 3" Brick

R-E-28T3/22 \$965.00
e28T-3 Ring-Section 208V/3P 3" Brick

R-E-28T3/32 \$965.00
e28T-3 Ring-Section 240V/3P 3" Brick

SCHOOL-MASTER KILN SECTIONS

These are for replacement of a complete kiln section. Includes brick wrapped in metal case, element holders, elements, element connection blocks. Does not include thermocouple or connection wires. *Whether Top/Middle elements or Bottom elements are needed MUST be specified as the part numbers do not reflect this at this time.*

SM23T SECTIONS

R-S-23T2/21 \$560.00
SM23T Ring-Section 208V/1P 2-1/2" Brick

R-S-23T2/31 \$560.00
SM23T Ring-Section 240V/1P 2-1/2" Brick

R-S-23T2/22 \$560.00
SM23T Ring-Section 208V/3P 2-1/2" Brick

R-S-23T2/32 \$560.00
SM23T Ring-Section 240V/3P 2-1/2" Brick

R-S-23T3/21 \$625.00
SM23T-3 Ring-Section 208V/1P 3" Brick

R-S-23T3/31 \$625.00
SM23T-3 Ring-Section 240V/1P 3" Brick

R-S-23T3/22 \$625.00
SM23T-3 Ring-Section 208V/3P 3" Brick

R-S-23T3/32 \$625.00
SM23T-3 Ring-Section 240V/3P 3" Brick

SM28T-3 SECTIONS

R-S-28T3/21 \$965.00
SM28T-3 Ring-Section 208V/1P 3" Brick

R-S-28T3/31 \$965.00
SM28T-3 Ring-Section 240V/1P 3" Brick

R-S-28T3/22 \$965.00
SM28T-3 Ring-Section 208V/3P 3" Brick

R-S-28T3/32 \$965.00
SM28T-3 Ring-Section 240V/3P 3" Brick

DOOR HARDWARE

HANDLES

M-G-HNDD/00 \$10.25
Lid Handle Handle. Zinc plated.

Below is the M-G-HNDD/00 handle:



CASE HANDLES

M-G-HNDL/00 \$15.50
3-1/2" Chest Handle. Plated. Used on since September 2003. Includes four mounting screws.

Below is the M-G-HNDL/00 door handle:



LABELS

M-L-FRNT/EF \$6.00

Front Instruction label. This is the label with the step-by-step instructions that goes on the front of the control box.

M-L-HOTS/EF \$2.50

Warning Hot Instruction label. This is the Warning label that goes on the side of the control box.

M-L-HING/00 \$2.50

Warning Hinge Instruction label. This is label that goes on the side of the hinge warning about the use of the hinge locking pin.

M-L-CORD/00 \$2.50

Warning Cord Instruction label. This is label that goes by the power cord warning about keeping it away from kiln case.

M-L-ELEC/00 \$2.50

Warning Electrical Hazard Instruction label. This is label that goes inside Control Box.

M-L-HOTD/00 \$2.50

Warning Hot Label. Goes on the door.

PARTS FOR L&L EASY-FIRE AND SCHOOL-MASTER KILNS

FURNITURE KITS

H-E-K18S/00 \$275.00
Furniture Kit for e18S. Includes one 15-1/2" full round shelf, four 15-1/2" half shelves, six each 1/2", 1", 2", 4", 6" and 8" square posts plus five pounds of cone 10 kiln wash, dark viewing glasses and a pair of temperature resistant gloves. NOTE: You can substitute at no extra charge 6 half shelves instead of the 1 full shelf and 4 half shelves.

H-E-K18S/30 \$275.00
Furniture Kit for e18S-3. Includes one 15" full round shelf, four 15" half shelves, six each 1/2", 1", 2", 4", 6" and 8" square posts plus five pounds of cone 10 kiln wash, dark viewing glasses and a pair of temperature resistant gloves. NOTE: You can substitute at no extra charge 6 half shelves instead of the 1 full shelves and 4 half shelves.

H-E-K18T/00 \$315.00
Furniture Kit for e18T. Includes two 15-1/2" full round shelves, four 15-1/2" half shelves, six each 1/2", 1", 2", 4", 6" and 8" square posts plus five pounds of cone 10 kiln wash, dark viewing glasses and a pair of temperature resistant gloves. NOTE: You can substitute at no extra charge 8 half shelves instead of the 2 full shelves and 4 half shelves.

H-E-K18T/30 \$315.00
Furniture Kit for e18T-3. Includes two 15" full round shelves, four 15" half shelves, six each 1/2", 1", 2", 4", 6" and 8" square posts plus five pounds of cone 10 kiln wash, dark viewing glasses and a pair of temperature resistant gloves. NOTE: You can substitute at no extra charge 8 half shelves instead of the 2 full shelves and 4 half shelves.

H-E-K23S/00 \$315.00
Furniture Kit for e23S. Includes one 21" full round shelf, four 21" half shelves, six each 1/2", 1", 2", 4", 6" and 8" square posts plus five pounds of cone 10 kiln wash, dark viewing glasses and a pair of temperature resistant gloves. NOTE: You can substitute at no extra charge 6 half shelves instead of the 1 full shelf and 4 half shelves.

H-E-K23S/30 \$315.00
Furniture Kit for e23S-3. Includes one 20" full round shelf, four 20" half shelves, six each 1/2", 1", 2", 4", 6" and 8" square posts plus five pounds of cone 10 kiln wash, dark viewing glasses and a pair of temperature resistant gloves. NOTE: You can substitute at no extra charge 6 half shelves instead of the 1 full shelves and 4 half shelves.

H-E-K23T/00 \$385.00
Furniture Kit for e23T & SM23T. Includes two 21" full round shelves, four 21" half shelves, six each 1/2", 1", 2", 4", 6" and 8" square posts plus five pounds of cone 10 kiln wash, dark viewing glasses and a pair of temperature resistant gloves. NOTE: You can substitute at no extra charge 8 half shelves instead of the 2 full shelves and 4 half shelves.

H-E-K23T/30 \$385.00
Furniture Kit for e23T-3 & SM23T-3. Includes two 20" full round shelves, four 20" half shelves, six each 1/2", 1", 2", 4", 6" and 8" square posts plus five pounds of cone 10 kiln wash, dark viewing glasses and a pair of temperature resistant gloves. NOTE: You can substitute at no extra charge 8 half shelves instead of the 2 full shelves and 4 half shelves.

H-E-K28S/00 \$490.00
Furniture Kit for e28S-3. Includes six 26" half shelves, six each 1/2", 1", 2", 4", 6" and 8" square posts plus five pounds of cone 10 kiln wash, dark viewing glasses and a pair of temperature resistant gloves.

H-E-K28T/00 \$595.00
Furniture Kit for e28T-3 & SM28T-3. Includes eight 26" half shelves, six each 1/2", 1", 2", 4", 6" and 8" square posts plus five pounds of cone 10 kiln wash, dark viewing glasses and a pair of temperature resistant gloves.

KILN SHELVES

H-J-2100/00..... \$72.00
21" Full Round Shelf For e23S & e23T

H-J-2150/00..... \$36.00
21" Half Round Shelf For e23S & e23T

H-J-2000/00..... \$71.00
20" Full Round Shelf For e23S & e23T

H-J-2050/00..... \$35.00
20" Half Round Shelf For e23S & e23T

H-J-2650/00..... \$59.00
26" Half Poly Shelf For e28S & e28T

KILN POSTS

SQUARE CERAMIC POSTS

Square ceramic posts are 1-1/2" by 1-1/2" square.

C-G-SPKT/EZ..... \$140.00
Easy-Fire (Large) Square Post Kit. Includes six each of 1/2", 1", 2", 4", 6", 8" long square posts.

C-G-S005/00 \$2.25
1/2" Square Post

C-G-S010/00 \$3.00
1" Square Post

C-G-S020/00 \$3.55
2" Square Post

C-G-S040/00 \$3.90
4" Square Post

C-G-S060/00 \$4.90
6" Square Post

C-G-S080/00 \$5.80
8" Square Post

C-G-S100/00 \$7.40
10" Square Post

C-G-S120/00 \$9.00
12" Square Post

PARTS FOR L&L EASY-FIRE AND SCHOOL-MASTER KILNS

MISCELLANEOUS OPTIONS

KILN WASH

M-G-WASH/01 \$3.45
Cone 10 Kiln Wash - one pound. Use on shelves to prevent pots from sticking to shelves.

M-G-WASH/05 \$9.75
Cone 10 Kiln Wash - five pounds. Use on shelves to prevent pots from sticking to shelves.

SAFETY EQUIPMENT

M-A-GLOV/00 \$20.00
Safety Gloves.

Used for unloading a kiln when it is still somewhat hot and for handling the hot peephole plugs. These come with the Furniture/Accessory kits for the Easy-Fire kilns.

CERAMIC BOOKS

BOOKS

B-G-ELCM/00..... \$40.00
Electric Kiln Firing (A 284 page book about firing ceramics with electric kilns. By Richard Zakin).

B-G-WHAT/00..... \$28.00
What Every Potter Should Know (A 222 page book about firing ceramics) by Jeff Zamek.

B-G-CON6/00..... \$40.00
Mastering Cone 6 Glazes (A 168 page book about firing Cone 6 glazes in an electric kiln) by Ron Roy and John Hesselberth.

Fax to 856.294.0070 or E-Mail to sales@hotkilns.com

Kiln Shelf kits, lids, and bottoms have a \$38.00 packing charge plus common carrier shipping charges. Typical packing charge for small parts ranges from \$5.00 to \$25.00 depending on the physical size of the parts order. UPS or FedEx shipping charges are billed at cost. L&L will add the proper amount onto this order. See hotkilns.com/ship.pdf for more information on shipping.