



SCHOOL

CATALOG 2023

Now Includes Free Genesis Touch Screen



Jessica Putnam-Phillips
clayshare.com



Lisa Orr
lisaorr.com



L&L Kiln Mfg Inc
505 Sharptown Rd
Swedesboro, NJ 08085

Toll Free: 800-750-8350
Phone No: (856) 294-0077
Email: info@hotkilns.com



School-Master Kiln

The Only Kiln Designed Just For K-12 Schools.



WARRANTY



*Genesis Mini Touch
Screen Control*



School-Master

hotkilns.com/sm23t-3

When it comes to purchasing a kiln for a school there are several concerns that teachers or administrators may have in mind:

CONCERNS

- **Safety** Teachers need to ensure that the kiln they choose is safe for their students to use and that it meets all necessary safety standards.
- **Durability** School equipment often gets heavy use, so teachers need to choose a kiln that is durable and can withstand the demands of a busy classroom.
- **Ease of use** Teachers may worry that they will have trouble operating the kiln, so they need to choose a kiln that is easy to use and has user-friendly controls.
- **Voltage** Improper voltage can lead to safety hazards, inefficient energy consumption, damage to the kiln and materials being fired, and ineffective performance.
- **Size and capacity** Teachers need to choose a kiln that is appropriately sized for their classroom and has the capacity to accommodate the number of students they have.

(The School-Master is an easy choice for most K-12 programs, however, if a school has a large program or requires a speciality kiln, L&L has multiple options, sizes and customized solutions to choose from.)

L&L SOLUTIONS

- **c-MET-us listed to UL499 Standards**
Ceramic channels isolate and secure heating elements. Easy, clear instructions, video walkthroughs, & on-line knowledgebase.



- **Hard Ceramic Channels**
Protect kiln brick, elements & enhance radiant heating



- **Genesis Touch Screen Control**
with phone app, pre-programmed quick-start firing profiles & customizable options



- **Multi-Voltage**
No need to worry about what voltage you have. The School-Master is designed to operate at any voltage from 208 volts to 240 volts (including 220).

- **The Largest Offering Of Sizes In The Industry**
Top-Loading, Square & Rectangular, Front Loading, For K-12 & more



TOUCH SCREEN INCLUDED ON ALL MODELS

Simply download the Bartlett Kiln Aid app from your Google Play or Apple App Store, add your kiln, and begin monitoring your kiln from anywhere!



GENESIS MINI

Touch Screen Control




Fastest Element Change In The Industry

Hard Channels



Protect Your Brick



**Enhances Heat Distribution
& Radiant Heat**

See How Easy!

Video: Changing Elements



hotkilns.com/change-elements-ez



**Ceramic Element Terminals
No Crimping or Special Tools**

SCHOOL-MASTER

Low-Fire Kiln • For Most K-12 Schools

Temperature Rating: Cone 1 Operating (Cone 6 Max)

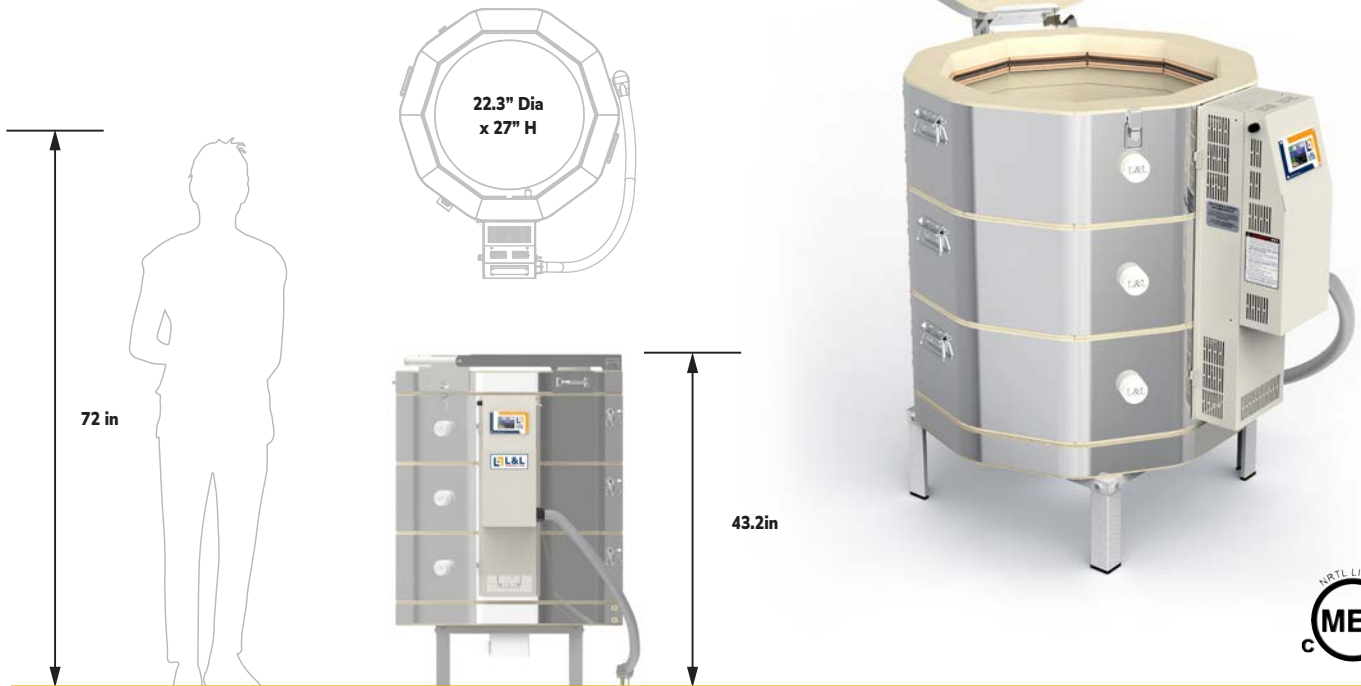
Volume: 6.7 Cubic Feet

Brick Thickness: 3" Brick

Inside: 22.3" Dia x 27" High



WARRANTY



The only kiln with **Multi-Voltage Elements** designed for K-12 Low Fire Programs

GENERAL DIMENSIONS



Scan OR Visit:
hotkilns.com
/sm23T-3-GD



Hard Channels

Protect Your Brick

- **Genesis Mini Touch Screen Control** • with Kiln Aid app
- **Multi-Voltage** • Single Zone • graded elements
- **Hard Ceramic Element Channels** • protect your elements and kiln
- **Designed for Low Fire (Cone 1)** • Max Cone 6 (2232°F • 1222°C)
- **Type K Thermocouple (1)** • with protection tube
- **3" • K23 Brick**
- **Top Loading** • Spring assisted lid
- **Solid, Straight-View Peephole Plugs**
- **Full-Support Stand** • rolling option available
- **Easy-Access Control Panel** • with Easy-View tilted display
- **Five-Year Limited Warranty**
- **c-MET-us** listed to UL499 Standards
- See hotkilns.com/sm23t-3 for all features and options

One size, simple voltage choice, simple control, and a five-year warranty make School-Master kilns ideal for most K-12 programs.

Electrical Specifications

USA

Model Numbers	Part Number	Voltage/Phase	Cone Limit	Watts	Amps	Wire Size	Fuse Size	Power Connection
SM23T-3-A	K-S-23T3/A1	240/1P	1	11,500	48.0	6 ga	60 Amps	6-50 Cordset
SM23T-3-A-3P	K-S-23T3/A2	240/3P	1	11,500	27.8	8 ga	40 Amps	15-50 Cordset
SM23T-3-A	K-S-23T3/A1	208/1P	1	8,990	43.2	6 ga	60 Amps	6-50 Cordset
SM23T-3-A-3P	K-S-23T3/A2	208/3P	1	8,990	27.9	8 ga	40 Amps	15-50 Cordset
SM23T-3-A	K-S-23T3/A1	220/1P	1	10,060	45.7	6 ga	60 Amps	Direct Wire
SM23T-3-380-3PY	K-S-23T3/42	380/3PY	1	10,060	15.0	10 ga	20 Amps	Direct Wire

WORLD

Multi-Voltage: No need to worry about what voltage you have. The School-Master is designed to operate at any voltage from 208 volts to 240 volts (including 220). It is wired for single phase but a kit makes it easy to quickly convert to three phase.



Control: Full digital touchscreen Genesis Mini control with easy-to-use interface, Wi-Fi enabled app, and simple programs for firing ceramics or glass.

Power connection: All kilns are rated for Cone 6 but recommended for Cone 1 low-fire. They work on any voltage from 208 to 240 volts. Kilns may be ordered for single-phase or three-phase. Single-phase kilns come with a 6-foot 6-50 plug. Three-phase kilns come with a 6-foot 15-50 cord. A simple conversion kit to switch the kiln to three-phase or to switch a three-phase kiln to single-phase is available. World voltage kilns are direct-wired.

Wiring Diagrams: See hotkilns.com/sm23t-3.

Other voltages: Voltages for any country in the world are available.

MET UL499 Listing: c-MET-us listed to UL499 standard.

Moving and installation: The kiln comes assembled but can be quickly disassembled and reassembled to move through any door or up stairs. It comes packed in a skidded carton with secure foam-in-place packaging.

Shipping Weights Dimensions: See hotkilns.com/sm23t-3 for shipping dimensions with various combinations of options.

All Features and Options: See hotkilns.com/sm23t-3



SCHOOL-MASTER
hotkilns.com
/kilns/sm23t-3-school-kiln



FURNITURE KIT FOR SM23T-3

Part Number: H-E-K23T/30

Includes: Six 20" (50.8 cm) half shelves, one post kit with six each 1/2", 1", 2", 4", 6", and 8" square posts, and one pair heat resistant gloves.

Ease of Maintenance

Hard Channels Make Replacing Elements Quick & Easy



Easy-Access Control Panel

- Organized with numbered wires
- Designed to run cool



SEE FEATURES AT:

[hotkilns.com
/pottery-kiln-and-
ceramics-top-features](https://hotkilns.com/pottery-kiln-and-ceramics-top-features)





Put Teaching First:

Kilns Engineered for Effortless Maintenance

EASY-FIRE KILNS

For High-Fire Schools



- **Dynamic Zone Control** • for even firing
- **Cone 10** (2350°F • 1290°C) • most models
- **3" • K23 Brick**
- **Three-Year Limited Warranty**
- **c-MET-us** listed to UL499 Standards

*This is the classic L&L kiln used by most of our customers.
They include all the signature L&L features.*




- 1. Genesis Touch Screen Control** • with Kiln Aid app
- 2. Hard Ceramic Element Channels** • protect your elements and kiln
- 3. Easy-Access Control Panel** • with Easy-View tilted display
- 4. Molded Ceramic Terminals** make connecting elements easy and trouble-free - with no crimping necessary
- 5. Type K Thermocouples (2-3)** • with protection tubes
- 6. Solid, Straight View Peephole Plugs**
- 7. Top Loading** • spring assisted lid (23" & 28" models)
- 8. Stainless Steel Case**
- 9. Full-Support Stand** • rolling option available



SEE ALL KITS AT:

hotkilns.com
/kiln-accessories
/furniture-kits



S/O means Special Order: Contact factory for availability, price and lead time.

Cone Rating: All models are rated to Cone 10 except the single phase e28T-3 (rated to Cone 8 at 240V/1 Phase, Cone 5 at 208V/1 Phase, but Cone 10 for any 3 phase kiln) and the e28M-3 (rated at Cone 8 for 208V/1 phase). If planning continuous Cone 6 firings, or above, we recommend the eQuad-Pro eQ2827-3 or the Jupiter JD2927-3 (both have more KW than the e28T-3 in their single phase versions).

Power Hookup: (USA only) 6-50P plug on single phase and 15-50P plug on three phase except for the e14S-3 which has a 6-20P Plug for 240 volt models or a 14-30P Plug for 208 volt models.

UL 499 Listing: c-MET-us listed to UL499 standards. **CE Listing:** CE Listed models are available.

More: See Easy-Fire Spec Sheets and Dimension Drawings on each kiln page on our website for more details.



Model No.	Quad Elem	No. Shelves F=full, H=half	Inside Diam	Inside Height	Cubic Feet	Exterior Dim (in)	240/1 KW~Amp~Fuse	240/3 KW~Amp~Fuse	208/1 KW~Amp~Fuse	208/3 KW~Amp~Fuse	Lbs Kiln	Lbs w/Kit
e14S-3	S/O	12" (3F)	13.5"	18"	1.5	23W x 51H x 27D	3.8~16~20	no 3 phase	3.8~18.5~25	no 3 phase	150	175
e18S-3	S/O	15" (1F, 4H)	16.5"	18"	2.5	28W x 55H x 30D	5.7~23.9~30	5.7~20.7~30	5.0~23.9~30	5.0~20.8~30	235	285
e18M-3	S/O	15" (1F, 4H)	16.5"	22.5"	3.2	28W x 60H x 30D	8.0~33.3~50	8.0~23.1~30	8.0~38.5~50	8.0~26.6~40	260	310
e18T-3	S/O	15" (2F, 4H)	16.5"	27"	3.7	28W x 63H x 30D	8.4~35.0~50	8.4~20.2~30	8.4~40.4~60	8.4~23.3~30	280	340
e23S-3	\$	20" (6H)	22.3"	18"	4.4	30W x 59H x 40D	9.5~39.4~50	9.5~34.1~50	8.3~40.0~50	8.3~34.6~50	320	395
e23M-3	\$	20" (6H)	22.3"	22.5"	5.5	30W x 63H x 40D	11.5~48.0~60	11.5~33.3~50	10.0~48.0~60	11.5~38.4~50	350	425
e23T-3	\$	20" (8H)	22.3"	27"	6.7	30W x 68H x 40D	11.5~48.0~60	11.5~27.7~40	10.0~48.0~60	11.0~30.5~40	380	470
e28S-3	\$	25-1/2" (6H)	28"	18"	6.8	35W x 65H x 46D	11.5~47.9~60	11.5~41.5~60	10.0~48.0~60	10.0~41.6~60	410	520
e28M-3	\$	25-1/2" (6H)	28"	22.5"	8.5	35W x 69H x 46D	11.5~48.0~60	16.6~40.0~50	10.0~48.0~60	14.3~39.8~50	445	555
e28T-3	\$	25-1/2" (8H)	28"	27"	10.2	35W x 74H x 46D	11.5~48.0~60	16.6~40.0~50	10.0~48.0~60	14.3~39.8~50	475	610

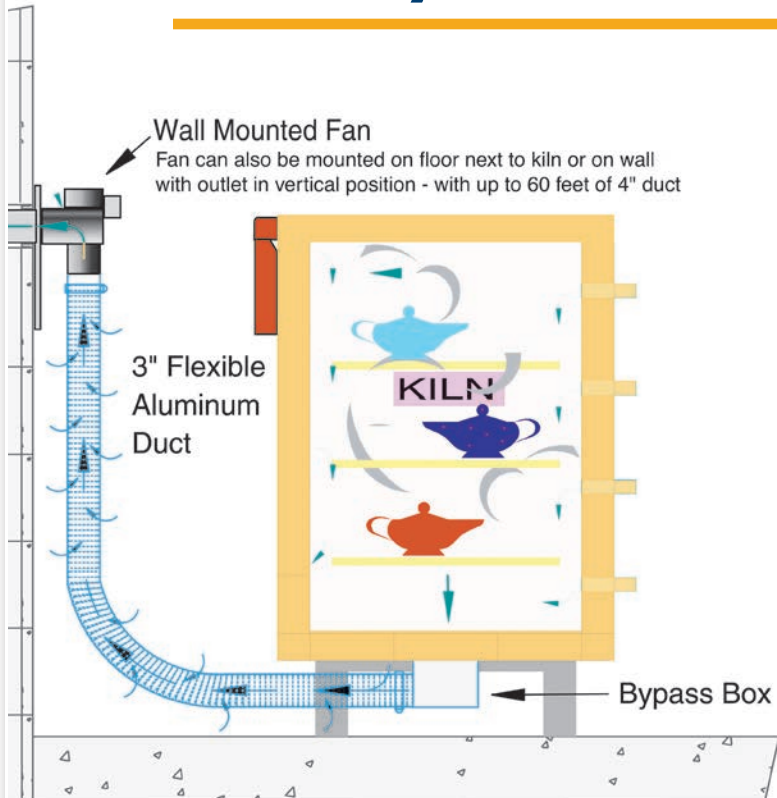
Vent-Sure Downdraft Vent System

- Downdraft venting pulls air down to bottom of kiln
- Improves temperature uniformity inside the kiln
- Powerful 130 CFM fan motor, typically mounted on wall, allows fumes to be under vacuum in your studio
- The strong fan motor helps overcome static pressure in long exhaust lines. The duct may be up to 60 feet in length, and include up to four 90° bends
- 120 volts with on/off switch on cord (240 volts available)
- 8 foot long flexible aluminum duct
- Bypass collection box mounted on kiln allows adjustment of venting
- Fan motor, mounted away from the kilns, stays cool and no vibration transmitted to the kiln
- Multi-Mount Bracket comes with the Vent System - allows you to mount vent motor in various positions.
- Three-year Limited Warranty
- c-MET-us Listed to UL499 standards for use on c-MET-us listed L&L Kilns

hotkilns.com/kiln-accessories/vent



Easy To Install & Easy To Vent



VENT DOUBLER

You can get a vent doubler option which allows you to vent two kilns that are each up to 10 cubic feet. (Note: Consider buying the Multi-Mount Bracket). Includes all parts necessary to vent two kilns - up to 10 cubic feet each with one vent.

(hotkilns.com/doubler)

(M-V-MVENT/DB)



VENT CONTROL

The Vent Control allows you to automatically control the operation of the Vent-Sure kiln vent with one of the outputs from the DynaTrol (or Genesis).

(hotkilns.com/vent-control)

(M-V-CNTL/00)

Vent-Sure for 120 Volts (primarily used in the USA)
(M-V-VENT/00)

Vent-Sure for 220-240 Volts (Usually non-USA)
(M-V-VENT/41)

EXTRA LONG FLEX DUCT -3 ft to 15 ft heavy duty flexible duct
(M-V-DUCT/15)



MULTI-MOUNT BRACKET

Allows for easy installation anywhere; may function as a floor stand or wall-mount. Included with vent kit.



SEE MORE KILN SOLUTIONS WIDE OFFERING OF SHAPES & SIZES

FRONT LOADING KILNS



EFL SERIES KILNS Studio Front-Loading Kilns

EFL Series Front-Loading kilns for studios and schools. Include arched sides and top for strength, heat-balanced insulation for even firing, adjustable door with plug seal, and door switch.



SQUARE & RECTANGULAR KILNS



DAVINCI KILNS Square & Rectangular Top-Loading Kilns

Large volume square and rectangular kilns with adjustable height. DaVinci kilns are great for production and tiles. Includes arched sides for strength and counterbalanced lid.



FRONT LOADING KILNS



EASY-LOAD KILNS Commercial Front-Loading Kilns

Commercial-grade front-loading kilns for production. Includes adjustable door with plug seal and fiberglass gasket, door elements, heavy-gauge welded case, 3" brick walls and base, 4.5" K25 arched brick top, 2" of backup insulation between firebrick and metal casing, door switch, and industrial panel with branch fusing.



Teaching ceramics should be fun!

Make it more fun with a simple, reliable L&L Kiln

For over 75 years, L&L kilns have been known for their quality and advanced durability features that make them the perfect choice for any school art classroom.

Hard ceramic channels make L&L kilns better. Your kiln will stay protected and free you, the teacher, from worry.

User-friendly touchscreen controls make it easy for teachers to operate the kiln with confidence. No need to be a ceramic expert!

L&L kilns are built to last. As a school art teacher, you need equipment that **stands up to frequent, hard use**. All models come with **3" firebrick** adding insulation that holds in the heat, reducing energy consumption and making the kiln stronger.

With L&L kilns, you can be confident that you are investing in a product that will provide **years of reliable performance**.



L&L MAKES KILNS SUSTAINABLE!

L&L Kilns have been manufactured in a fully solar powered facility since 2019.

More Information & Support at hotkilns.com

Prices are always current on our website. Find complete specifications, support videos, photos, parts, PDF Library, and thousands of pages of knowledgebase information easily, using our sophisticated search engine.



TRUST YOUR KILN

505 Sharptown Road • Swedesboro, NJ 08085
Phone: 856.294.0077 • Fax: 856.294.0070
info@hotkilns.com • hotkilns.com

SCHOOL
CATALOG 2023

