

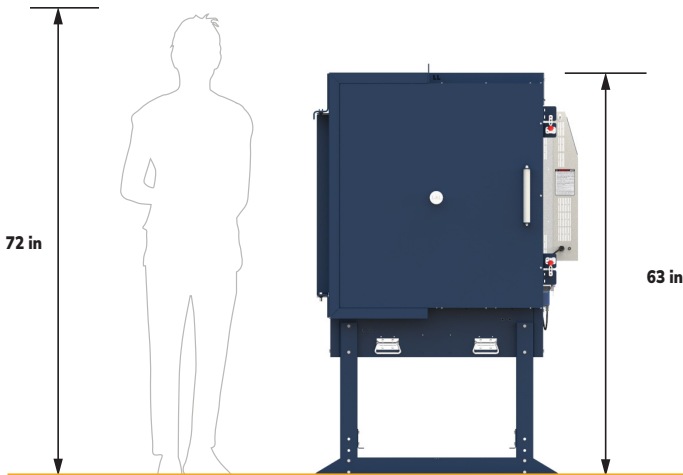
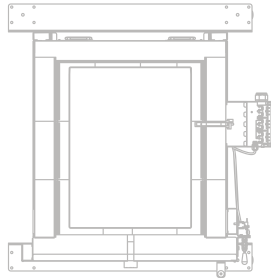
eFL2026

Temperature Rating: Cone 10

Volume: 8.6 Cubic Feet

Inside Dimensions: 22" Wide x 26" High x 26" Deep

22" W x
26" D x
26" H



EFL Series Front-Loading kilns for studios and schools include arched sides and top for strength, heat-balanced insulation for even firing, adjustable door with plug seal, and door switch.

- **Genesis Touch Screen Control** • with Kiln Aid app
- **Dynamic Zone Control** • for even firing
- **Hard Ceramic Element Channels** • protect your elements and kiln
- **Cone 10** (2350°F • 1290°C)
- **Type K Thermocouples (3)** • with protection tubes
- **3" • K23 Brick** • balanced front to back with microporous backup in door and K25 brick in the back
- **Front Loading**
- **Solid, Straight-View Peephole Plug**
- **Engineered Stand for Difficult Installations** • optional casters
- **Easy-Access Control Panel**
- **Three-Year Limited Warranty**
- **c-MET-us** listed to UL499 Standards
- See hotkilns.com/eFL2026 for all features and options

GENERAL DIMENSIONS



TRUST YOUR KILN
hotkilns.com

Manufactured in Swedesboro, NJ
800-750-8350 • sales@hotkilns.com

Bulletin No: BL-eFL2026 REV: 0

Page 1



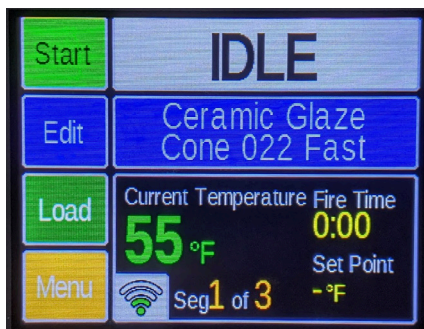
Electrical Specifications for eFL2026

USA

Model Numbers	Part Number	Volt/Phase	Cone Rating	Watts	Amps	Wire Size	Fuse Size	Power Connection
eFL2026-240	K-H-2026/31	240/1P	10	13,305	55.4	4 ga	70 Amps	Direct Wired
eFL2026-240-3P	K-H-2026/32	240/3P	10	13,305	32.0	8 ga	40 Amps	15-50 Cordset
eFL2026-208	K-H-2026/21	208/1P	10	13,305	64.0	3 ga	80 Amps	Direct Wired
eFL2026-208-3P	K-H-2026/22	208/3P	10	13,305	36.9	6 ga	50 Amps	15-50 Cordset

WORLD

eFL2026-220	K-H-2026/41	220/1P	10	13,305	60.5	3 ga	80 Amps	Direct Wired
eFL2026-380-3PY	K-H-2026/52	380/3PY	10	13,305	20.2	10 ga	30 Amps	Direct Wired



Control: Full digital touchscreen Genesis control with easy-to-use interface, WiFi enabled app, and simple programs for firing ceramics or glass.

MET UL499 Listing: All models are c-MET-us listed to UL499 standard.

Wiring Diagrams: See **the Electrical Tab** for each kiln model to get the wiring diagram for each voltage.

Other voltages for any country in the world are available. Examples are 200V/3 Phase Delta, 220V/3 Phase Delta, 415V/3 Phase Wye and 400V/3 Phase Wye. CE Listing available in some countries. See 380 Volt diagrams for electrical specifications for 400V/3 Phase Wye and 415V/3 Phase Wye.



EFL CHECKLIST



Scan OR Visit:
hotkilns.com/unpack-eFL

EFL INSTALL VIDEO



Scan OR Visit:
hotkilns.com/eFL-install-video

FURNITURE KIT FOR eFL2026

Part Number: H-J-2026/KT

Includes: Six 10" X 24" Rectangular Shelves (3/4" thick), Six Each 1/2", 1", 2", 4", 6", and 8" Square Posts, Heat Resistant Gloves.